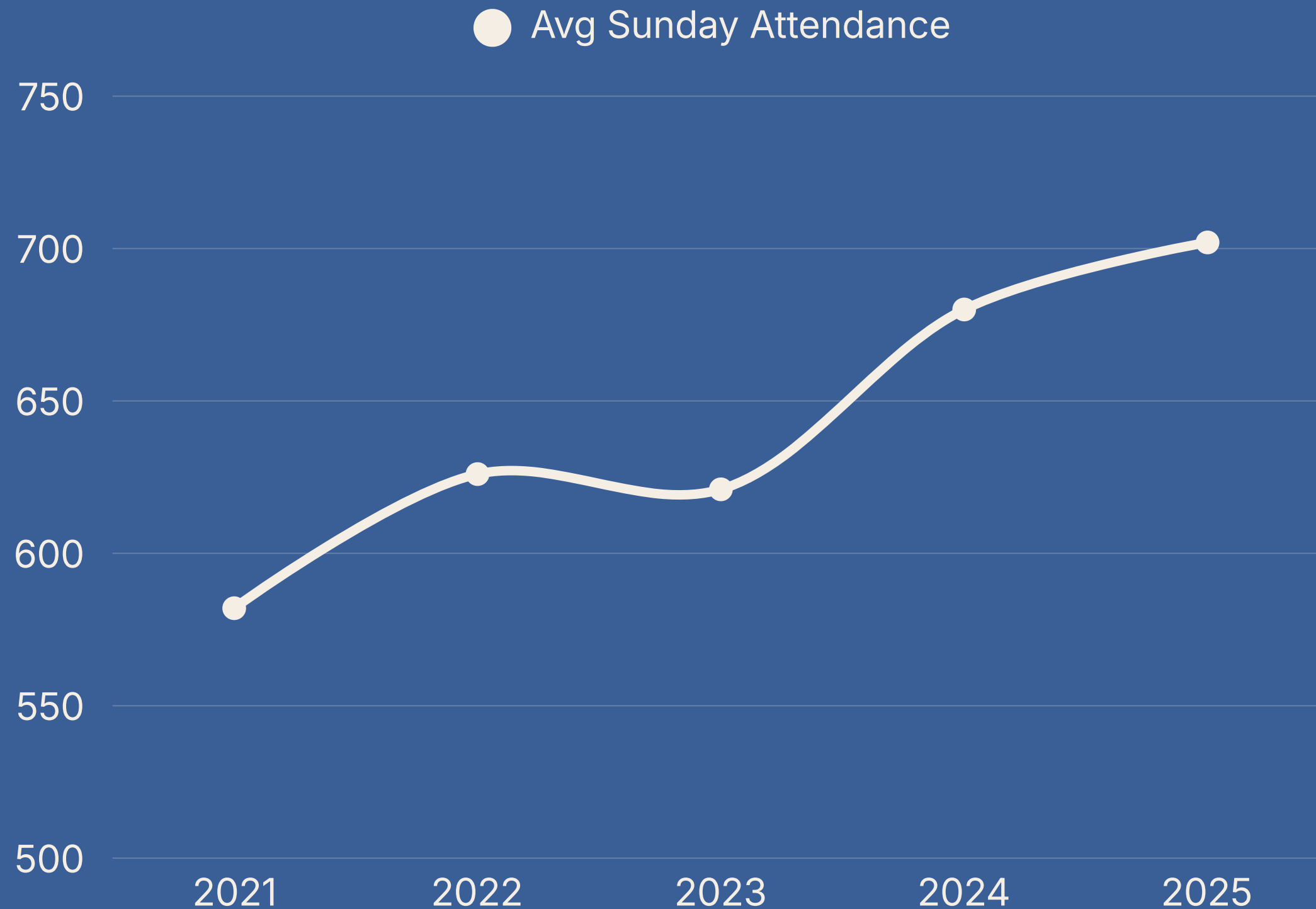


2025 IMPACT REPORT



LOVE GOD - SUNDAY SERVICES



107

People baptized in 2025. Up from 80 in 2024.

1,604

People attended 2025 Easter Service. Highest since we started recording.

96

On average WAVE Kids & Nursery per Sunday. Up from 92 in 2024.

92%

On average of our parking lot spaces are full.

AN EVANGELICAL MEMBER ATTENDS CHURCH 2.5 SUNDAYS A MONTH ON AVERAGE ACCORDING TO PEW RESEARCH.

GROW IN FAITH - GROUPS

400+

Unique group members in 2025. Highest since COVID.

75+

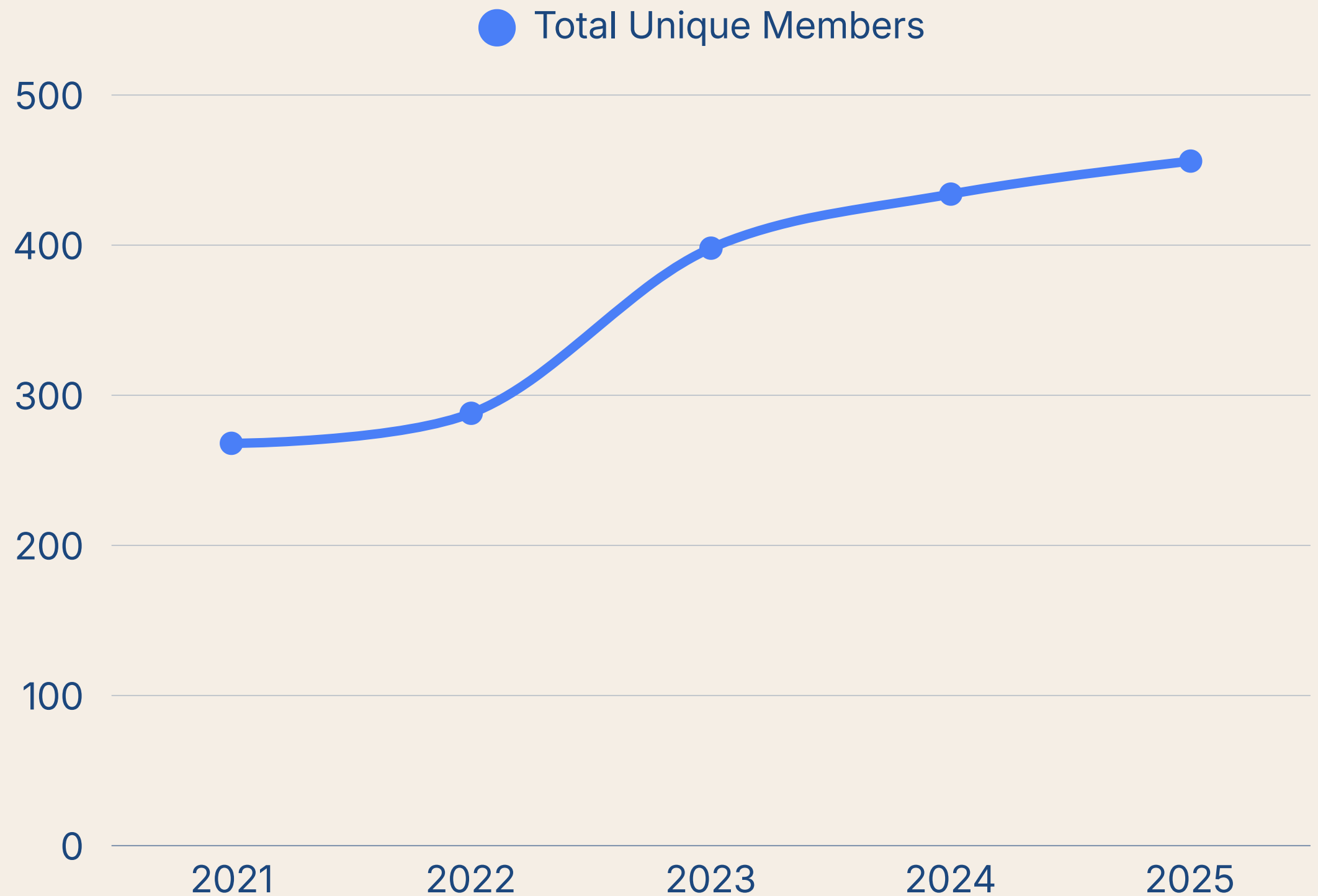
Total number of unique groups in 2025

49

Non-members impacted by Life Studies

86%

Of groups submitted attendance for 2025. Highest since we started taking attendance.



SERVE OTHERS - DREAM TEAM



Completed
First Steps

60

Up from 54 in
2024

Total People Serving
On Dream Team

485

Up from 423 in
2024

New People
Serving On A Team

92

These are people
who did not serve in
2024 but started
serving in 2025

Churches Impacted
By Motion Conference

1,600+

Over 5,000 church
leaders have come to
Motion Conference.

GO CHANGE THE WORLD - SOCIAL MEDIA

+4.5 Mil

Total Views

Over 5 million views of content across all platforms in 2025

+9k

New Followers

Over 9 thousand new people started following our social media profiles.

+840k

Unique People Reached

840 thousand unique people were reached with social media.

+212k

Total Watch Hours

Over 212 thousand watch hours across all social platforms

32

Countries Reached

32 countries were reached with social media content.



Global Missions Giving

Total 2025 Global Missions giving supporting missionaries and projects around the world.

\$371k

Women Helping Women

Sewing centers in Asia helping women learn skills and earn income.

7 Centers

Make Well - Clean Water

Clean water wells provided to date, including 19 new wells in 2025.

74 Wells

Children & Youth

Total children and youth served across 19 homes and shelters.

1,100 Kids

GO CHANGE THE WORLD - GLOBAL MISSIONS

GO CHANGE THE WORLD - NATIONAL & LOCAL MISSIONS

Motion Sponsorships

\$30k

Sponsored Motion Conference registrations given to church leaders locally and abroad, helping equip pastors, ministry teams, and volunteers to grow in leadership and strengthen the churches they serve.

National Ministries & Disaster Recovery

\$92k

Given to church planters, national ministries, and disaster recovery projects, helping strengthen local churches, support ministry efforts, and bring practical relief to communities in need.

Local Missions & Outreach

\$109k

Given to local missions across the Houston area, including homeless outreach, evangelistic efforts, and local church events, helping serve our community and ensure future generations know Jesus.



GO CHANGE THE WORLD - COMMUNITY OUTREACH



Resume Building
First community outreach event helping those who needed to create or update their resumes to find a job.

12 People

Food & Medical Services
Over 150 Turkey gift cards given. Over 60 volunteers helped bag, distribute, and provide medical services.

250 Food Bags

Homeless Outreach
50 volunteers helped distribute over 500 items to 100 homeless people in Houston.

100 Homeless



FINANCIAL UPDATE

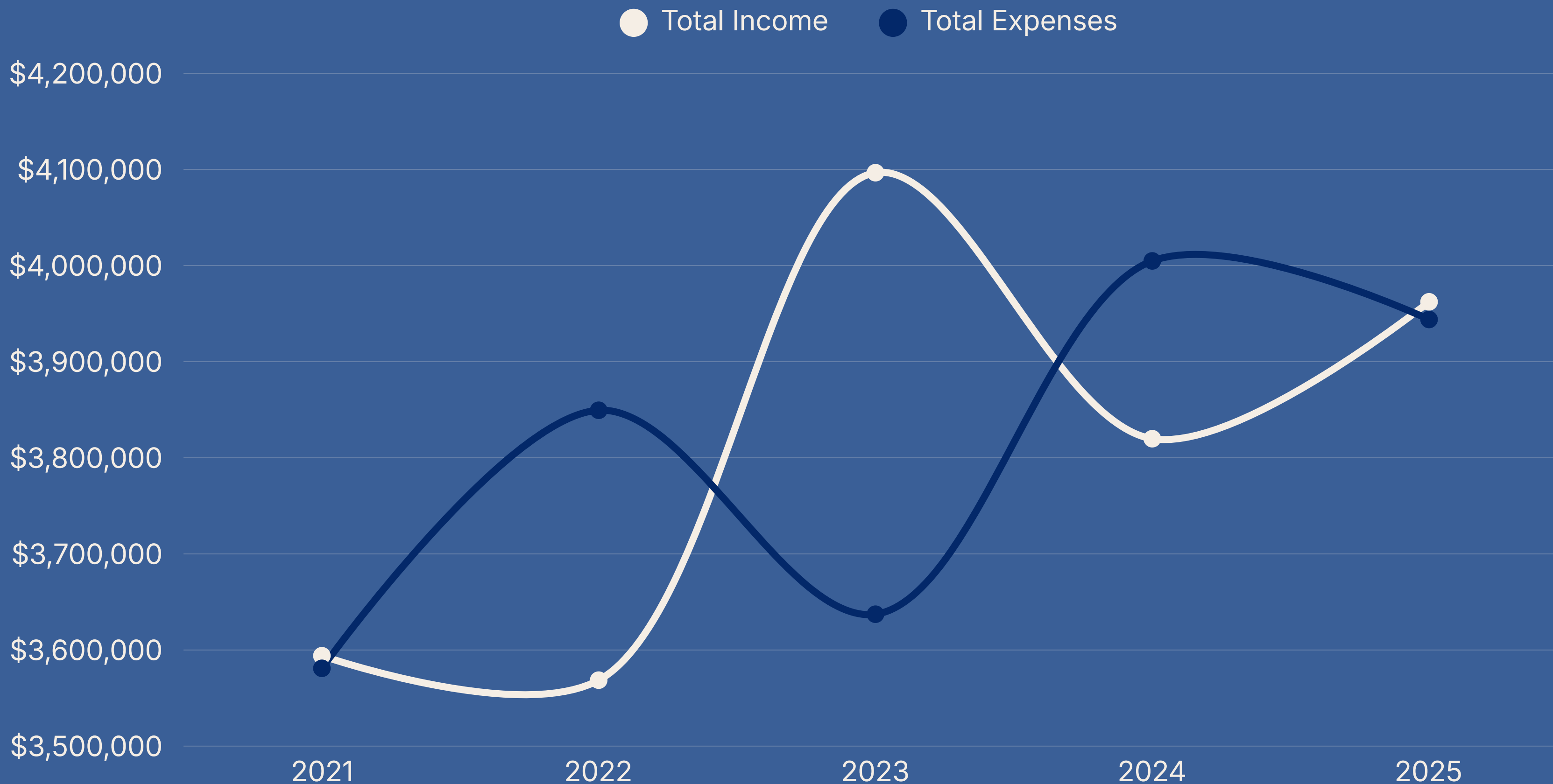
TOTAL INCOME & EXPENSE

● Total Income ● Total Expenses

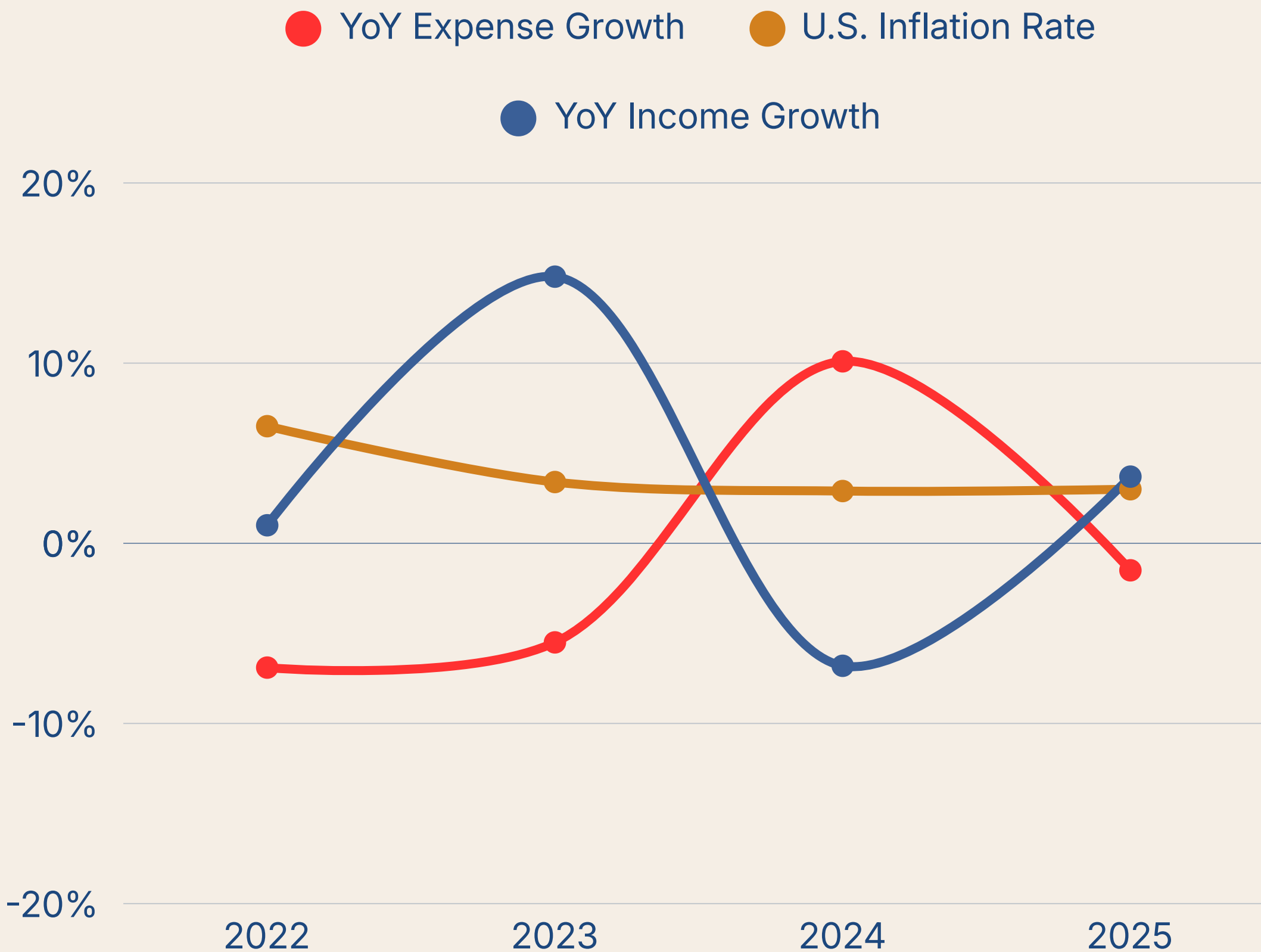


\$4,200,000
\$4,100,000
\$4,000,000
\$3,900,000
\$3,800,000
\$3,700,000
\$3,600,000
\$3,500,000

2021 2022 2023 2024 2025



YOY INCOME & EXPENSE COMPARISON



-1%

Average YoY expenses over the past 4 years.

3.2%

Average YoY income over the past 4 years.

Expenses are averaging lower YoY than income changes

Inflation rate putting pressure on income, but we remain healthy by keeping our expenses lower than inflation.

HEALTHY GIVING METRICS

+17%

Total Giving

Total giving has increased 17% from 2021 to 2025

+14%

Unique Givers

Total number of unique givers has increased from 578 in 2021 to 660 in 2025

+21%

Avg Gift Size

The average gift size increased by 21% from 2021 to 2025

80%

Donor Retention Rate

We retain 80% of our donors from 2024 to 2025.

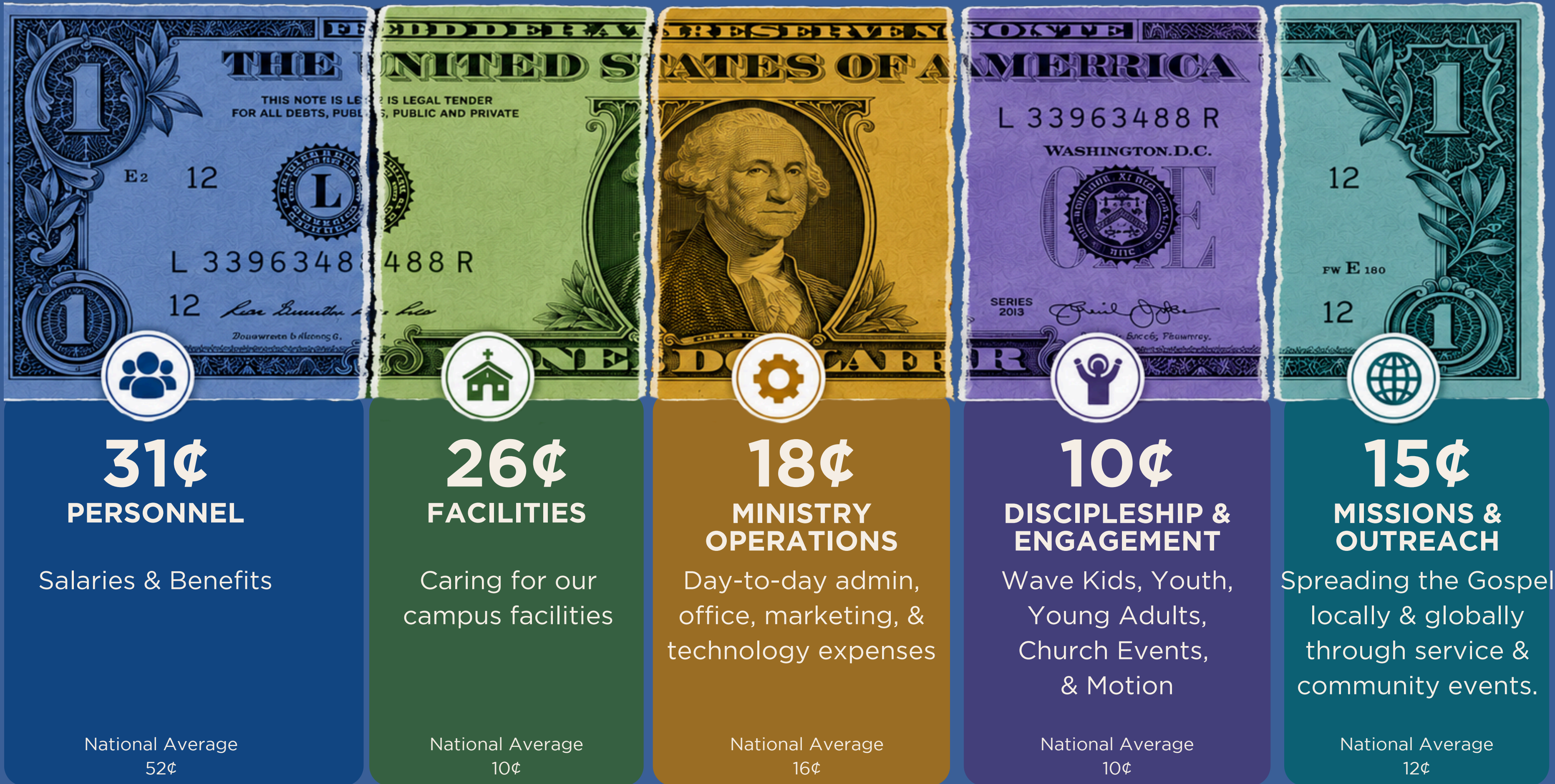
78%

Digital Giving

Digital giving has increased from 74% in 2021 to 78% in 2025

**Total giving represents donations given by individuals. It does not include all income.

WHERE DOES YOUR DOLLAR GO?



31¢

PERSONNEL

Salaries & Benefits

National Average
52¢



26¢

FACILITIES

Caring for our
campus facilities

National Average
10¢



18¢

**MINISTRY
OPERATIONS**

Day-to-day admin,
office, marketing, &
technology expenses

National Average
16¢



10¢

**DISCIPLESHIP &
ENGAGEMENT**

Wave Kids, Youth,
Young Adults,
Church Events,
& Motion

National Average
10¢



15¢

**MISSIONS &
OUTREACH**

Spreading the Gospel
locally & globally
through service &
community events.

National Average
12¢

LOAN-TO-VALUE REPORT 2025

REAL PROPERTY ASSETS	ESTIMATED MARKET VALUE	LONG-TERM DEBT	NET EQUITY	LOAN-TO-VALUE
Church Campus				
Land & Improvements ^{1,2,3}	15,331,800		15,331,800	0.00%
Buildings & Equipment ^{4,5}	15,198,736	3,025,260	12,173,476	19.90%
Parsonages ^{6,7}	1,620,000	998,493	621,507	61.64%
Campground Properties ⁸	600,000		600,000	0.00%
TOTAL PROPERTIES	32,750,536	4,023,753	28,726,783	12.29%

1. Land (13.053 acres = \$7, 831,800 Million) Standard value along FM 518 in Pearland ranges from \$400,000 to 1,000,000 per acre. Going with the moderate figure of \$600,000 per acre @13.053 acres.

2. Land Improvements (\$7.5 million) Improvements includes parking (\$40,000 per space = \$1.6 million) Underground utilities, drainage, and expansion (\$1.5 million), water retention purchases (\$400,000) and foundations/site prep (\$4 million)

3. Land (\$7,831,800) + Land Improvements (\$7.5 million)

4. Minimum Replacement Cost from the foundation up adjusted each year by carrier: Sanctuary (\$9,573,447); Ministry Center (\$5,625,289)

5. Total Buildings: \$9,573,447 + \$5,625,289 = \$15,198,736; Note with Amegy Bank (3.5%, Balloon December 2030)

6. Four Homes (two with apartments) used for staff housing

7. Valuation: \$1,620,000 (average single story comparable: \$360k-\$430k; two-story: \$440k-\$480k) 2 homes @\$380k; 1 home at \$420k; 1 home at \$440k); 20 year Amegy loan at fixed rate of 7.5%

8. Valuation: \$600,000 Two Cabins (\$50,000 each) (Two present offers at \$500,000)