




# 5 Tips Studying Scripture With Your Kids




## ■ Mark it up

Show your kids how to really study the Bible. Give them highlighters and a paper Bible or a print out of what you want them to read, and tell them to highlight the verbs in one color, names of God in another, connect things that relate or highlight certain repeating words or themes.

## ■ Ask the right questions

Studying Scripture is really all about asking the right questions about a passage. Ask your kids these questions as you study together:

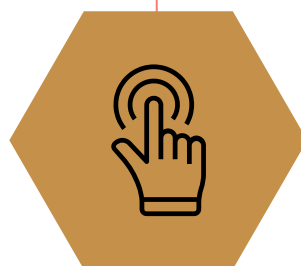


## ■ Make it a word find.

Before you start reading with your kids, choose a word that you know appears multiple times in the passage. Tell your kids to listen for that word, and keep a tally of the number of times they hear it.

## ■ Use resources and show your kids how to use them too!

There are some incredible books to help kids study God's Word. Resources shared on the next page.



## ■ Hear their voices

Study the Bible with your kids, listen to their insights, and acknowledge that the same Holy Spirit lives in them. Let them share their thoughts and guide them to discover the truth.

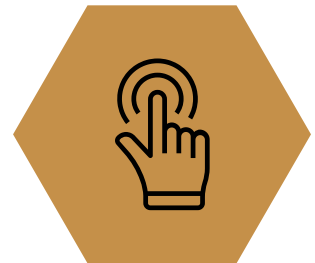


# Sample Questions and Resources



1. What is happening right before this?
2. What words or phrases are repeating?
3. What seems strange or out of place?
4. What is God saying, or what does this passage say about God?
5. If you were to write a statement about God based on this passage, what would you write? God is \_\_\_\_\_.
6. What can you learn from this passage?
7. What will you do about that?

- God's Word (The Radical Book for Kids by Champ Thornton)
- The Bible Project videos.
- Kids Bible Experience
- The Bible app for kids



Use this space to write down other helpful questions and resources

---

---

---

---

---

---

---

---