



# SINGING CLASS



Spotify Playlist

The background features a light gray, semi-transparent musical staff with various notes, clefs, and accidentals (sharps and flats) scattered across it. The staff is curved, following the general shape of the text.

# Living Hope

# 1 – Living Hope

How great the chas - m that lay be - tween us,

how high the moun - tain I could not climb.

The image shows a musical score for the song 'Living Hope'. It consists of two systems of music. Each system has a vocal line (treble clef) and a piano accompaniment line (bass clef). The time signature is 4/4. The lyrics are: 'How great the chas - m that lay be - tween us, how high the moun - tain I could not climb.' The music is written in a simple, accessible style with clear lyrics and musical notation.

Words and Music: Phil Wickham & Brian Johnson, Arrangement: Jake Keefer & Luke Coles.

© Copyright 2017 Phil Wickham Music / Simply Global Songs / Sing My Songs (BMI) and Bethel Music Publishing (ASCAP). All Rights Reserved.

# 1 – Living Hope

In des - per - a - tion I turned to heav - en

The first system of music consists of two staves. The top staff is in treble clef and the bottom staff is in bass clef. Both staves are in 7/8 time, indicated by a '7' below the first note. The melody in the treble staff begins with a quarter note on G4, followed by a half note on A4, and then a half note on B4. The bass staff provides accompaniment with a quarter note on G2, a half note on A2, and a half note on B2. The lyrics are placed below the notes.

and spoke Your name in - to the night.

The second system of music also consists of two staves. The top staff is in treble clef and the bottom staff is in bass clef. Both staves are in 7/8 time. The melody in the treble staff continues with a half note on B4, a half note on A4, and a half note on G4. The bass staff continues with a half note on B2, a half note on A2, and a half note on G2. The lyrics are placed below the notes.



# 1 – Living Hope

Musical notation for the first system in treble clef. It features a 7/4 time signature. The melody consists of a quarter note G4, a quarter note A4, a half note B4, and a quarter note C5. The accompaniment includes a quarter note G4, a quarter note A4, a half note B4, and a quarter note C5. There are also some rests and a final quarter note G4.

The work is fin - ished, the end is writ - ten.

Musical notation for the first system in bass clef. It features a 7/4 time signature. The melody consists of a quarter note G3, a quarter note A3, a half note B3, and a quarter note C4. The accompaniment includes a quarter note G3, a quarter note A3, a half note B3, and a quarter note C4. There are also some rests and a final quarter note G3.

Musical notation for the second system in treble clef. It features a 7/4 time signature. The melody consists of a quarter note G4, a quarter note A4, a half note B4, and a quarter note C5. The accompaniment includes a quarter note G4, a quarter note A4, a half note B4, and a quarter note C5. There are also some rests and a final quarter note G4.

Je - sus Christ, my Liv - ing Hope.

Musical notation for the second system in bass clef. It features a 7/4 time signature. The melody consists of a quarter note G3, a quarter note A3, a half note B3, and a quarter note C4. The accompaniment includes a quarter note G3, a quarter note A3, a half note B3, and a quarter note C4. There are also some rests and a final quarter note G3.

# 2 – Living Hope

Who could im - ag - ine so great a mer - cy?

What heart could fath - om such bound-less grace?

The image displays a musical score for the song 'Living Hope'. It consists of two systems of music. Each system includes a vocal line (treble clef) and a piano accompaniment line (bass clef). The lyrics are written below the vocal lines. The first system of music corresponds to the lyrics 'Who could im - ag - ine so great a mer - cy?'. The second system corresponds to 'What heart could fath - om such bound-less grace?'. The piano accompaniment features chords and melodic lines that support the vocal melody.

Words and Music: Phil Wickham & Brian Johnson, Arrangement: Jake Keefer & Luke Coles.

© Copyright 2017 Phil Wickham Music / Simply Global Songs / Sing My Songs (BMI) and Bethel Music Publishing (ASCAP). All Rights Reserved.

# 2 – Living Hope

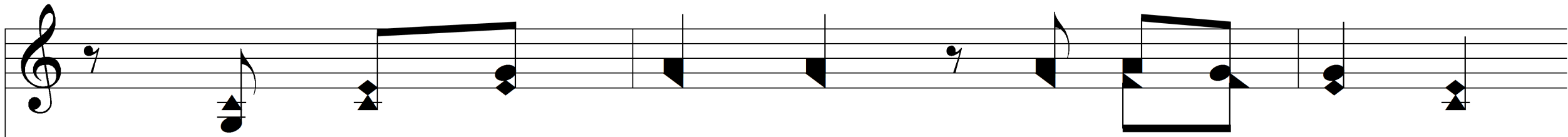
The first system of music consists of two staves. The top staff is in treble clef with a 7/4 time signature. It contains a melody with a quarter note, a half note, a dotted half note, and a whole note. The bottom staff is in bass clef with a 7/4 time signature. It contains a bass line with a quarter note, a half note, a dotted half note, and a whole note. The lyrics are: "The God of a - ges stepped down from glo - ry".

The God of a - ges stepped down from glo - ry

The second system of music consists of two staves. The top staff is in treble clef with a 7/4 time signature. It contains a melody with a quarter note, a half note, a dotted half note, and a whole note. The bottom staff is in bass clef with a 7/4 time signature. It contains a bass line with a quarter note, a half note, a dotted half note, and a whole note. The lyrics are: "to wear my sin and bear my shame.".


to wear my sin and bear my shame.

# 2 – Living Hope

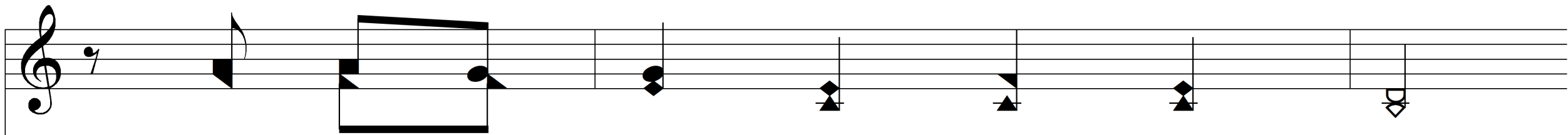


Musical notation for the first staff, treble clef, 7/4 time signature. The melody consists of a quarter note G4, a quarter note A4, a half note B4, a quarter note C5, a quarter rest, a quarter note B4, a quarter note A4, a half note G4, a quarter note F4, and a quarter note E4.

The cross has spo - ken; I am for - giv - en.




Musical notation for the second staff, bass clef, 7/4 time signature. The accompaniment consists of a quarter note G3, a quarter note A3, a half note B3, a quarter note C4, a quarter note B3, a quarter note A3, a half note G3, a quarter note F3, and a quarter note E3.



Musical notation for the third staff, treble clef, 7/4 time signature. The melody consists of a quarter note G4, a quarter note A4, a half note B4, a quarter note C5, a quarter note B4, a quarter note A4, a half note G4, a quarter note F4, and a quarter note E4.

The King of kings calls me His own.




Musical notation for the fourth staff, bass clef, 7/4 time signature. The accompaniment consists of a quarter note G3, a quarter note A3, a half note B3, a quarter note C4, a quarter note B3, a quarter note A3, a half note G3, a quarter note F3, and a quarter note E3.

# 2 – Living Hope


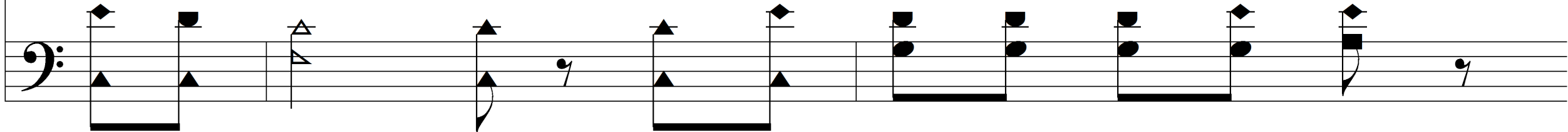
Beau-ti - ful Sav - ior, I'm Yours for - ev - er.

Je - sus Christ, my Liv - ing Hope.

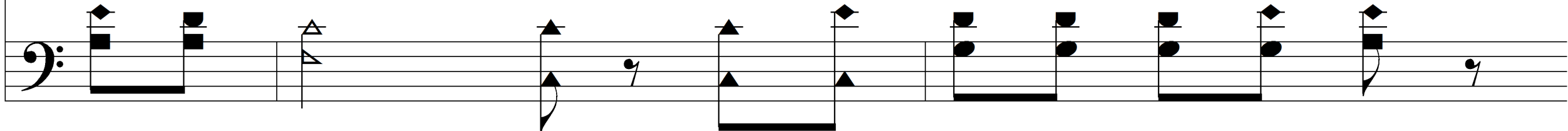
# c – Living Hope




Hal - le - lu - jah, praise the One who set me free.




Hal - le - lu - jah, death has lost its grip on me.




# c – Living Hope




You have bro-ken ev-'ry chain. There's sal - va - tion in Your name,




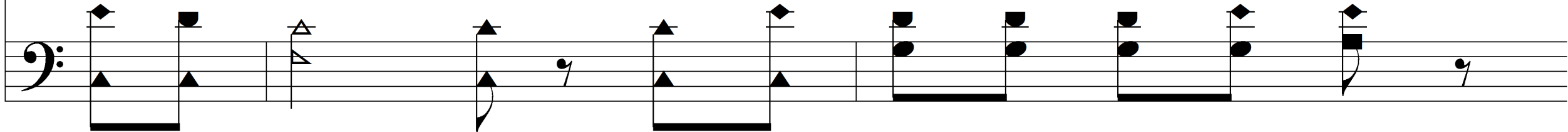
Je - sus Christ, my Liv - ing Hope!



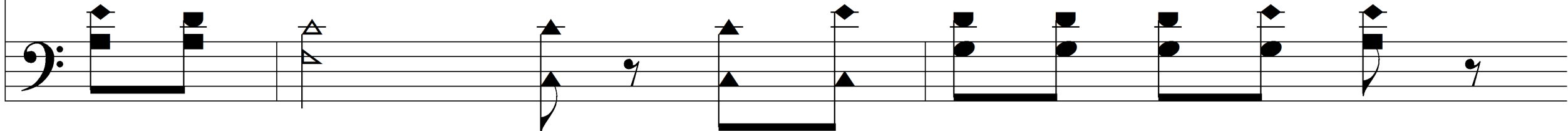
# c – Living Hope




Hal - le - lu - jah, praise the One who set me free.





Hal - le - lu - jah, death has lost its grip on me.




# c – Living Hope



You have bro-ken ev-'ry chain. There's sal - va - tion in Your name,



Je - sus Christ, my Liv - ing Hope!



# 3 – Living Hope

Then came the morn - ing that sealed the prom - ise.

Your bur - ied bod - y be-gan to breathe.

The image shows a musical score for the song 'Living Hope'. It consists of four staves. The first two staves are for the first line of music, and the last two are for the second line. Each line has a vocal line (treble clef) and a bass line (bass clef). The lyrics are written below the vocal lines. The music is in 7/8 time, as indicated by the '7' in a circle at the beginning of each line. The first line of music is: 'Then came the morn - ing that sealed the prom - ise.' The second line of music is: 'Your bur - ied bod - y be-gan to breathe.'

Words and Music: Phil Wickham & Brian Johnson, Arrangement: Jake Keefer & Luke Coles.

© Copyright 2017 Phil Wickham Music / Simply Global Songs / Sing My Songs (BMI) and Bethel Music Publishing (ASCAP). All Rights Reserved.

# 3 – Living Hope

Out of the si - lence, the roar - ing li - on

The first system of music consists of two staves. The top staff is in treble clef with a 7/4 time signature. It contains a melody with a quarter note, a half note, and a quarter note, followed by a half note, a quarter note, and a quarter note. The bottom staff is in bass clef with a 7/4 time signature. It contains a bass line with a quarter note, a half note, and a quarter note, followed by a half note, a quarter note, and a quarter note. The lyrics are placed between the two staves.

de - clared the grave has no claim on me.


The second system of music consists of two staves. The top staff is in treble clef with a 7/4 time signature. It contains a melody with a quarter note, a half note, and a quarter note, followed by a half note, a quarter note, and a quarter note. The bottom staff is in bass clef with a 7/4 time signature. It contains a bass line with a quarter note, a half note, and a quarter note, followed by a half note, a quarter note, and a quarter note. The lyrics are placed between the two staves.

# 3 – Living Hope


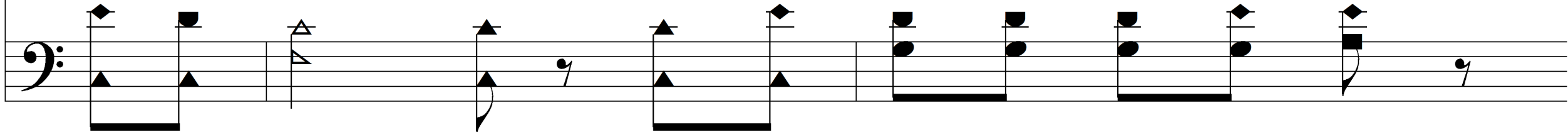
Je - sus, Yours is the vic - to - ry!

The image shows a musical score for a piece titled "3 – Living Hope". It consists of two staves: a treble clef staff on top and a bass clef staff on the bottom. The lyrics "Je - sus, Yours is the vic - to - ry!" are written between the two staves. The treble staff begins with a treble clef and contains a series of notes, including a half note with a ledger line above it, followed by quarter notes and a half note with a ledger line below it. The bass staff begins with a bass clef and contains notes, including a half note with a ledger line below it, followed by quarter notes and a half note with a ledger line above it. The lyrics are aligned with the notes: "Je" under the first note, "sus," under the second, "Yours" under the third, "is" under the fourth, "the" under the fifth, "vic" under the sixth, "to" under the seventh, and "ry!" under the eighth. The score uses various note values, including half notes, quarter notes, and eighth notes, and includes rests and slurs.

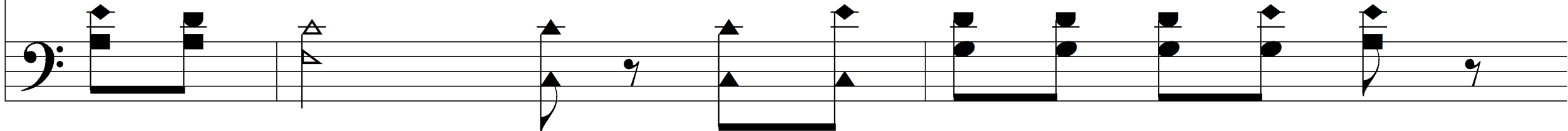
# c – Living Hope




Hal - le - lu - jah, praise the One who set me free.





Hal - le - lu - jah, death has lost its grip on me.



# c – Living Hope




You have bro-ken ev-'ry chain. There's sal - va - tion in Your name,




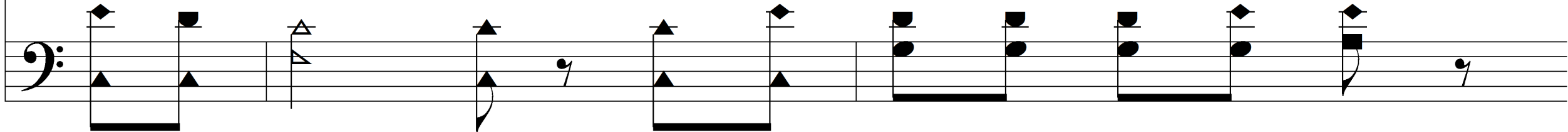
Je - sus Christ, my Liv - ing Hope!



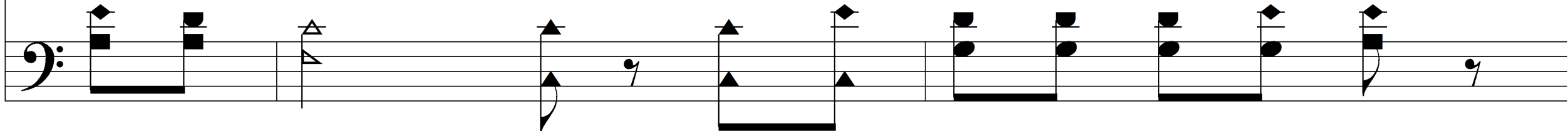
# c – Living Hope




Hal - le - lu - jah, praise the One who set me free.





Hal - le - lu - jah, death has lost its grip on me.





# c – Living Hope



You have bro-ken ev-'ry chain. There's sal - va - tion in Your name,



Je-sus Christ, my Liv-ing Hope! Je-sus Christ, my Liv-ing Hope!



The background features a light gray, semi-transparent musical score with various notes, rests, and a treble clef, set against a background of fine, parallel diagonal lines.

# Hymn of Heaven

# 1 - Hymn of Heaven

How I long to breathe the air of hea - ven

The first system of music features a treble clef and common time (C). The melody consists of several measures: a half note G4, a half note A4, a dotted half note B4, a quarter note C5, a half note B4, a half note A4, a half note G4, a dotted half note F4, a quarter note E4, and a dotted half note D4. The lyrics are placed below the notes. The bass line is mostly empty, with a few notes in the first measure.

where pain is gone and mer - cy fills the streets.

The second system of music features a treble clef and common time (C). The melody continues from the first system: a dotted half note D4, a dotted half note E4, a dotted half note F4, a quarter note G4, a half note A4, a dotted half note B4, a quarter note C5, a dotted half note B4, a dotted half note A4, a dotted half note G4, a dotted half note F4, a dotted half note E4, and a dotted half note D4. The lyrics are placed below the notes. The bass line is mostly empty, with a few notes in the first measure.

# 1 - Hymn of Heaven


The first system of music features a treble clef and a 7/4 time signature. The melody consists of several measures with various note values, including quarter notes, eighth notes, and a half note. The lyrics are: "To look up-on the One who bled to save me". The bass line is mostly empty, with a few rests and a final measure containing a fermata.

To look up-on the One who bled to save me

The second system of music continues the melody from the first system. It features a treble clef and a 7/4 time signature. The melody includes a long note with a fermata over the word "Him". The lyrics are: "and walk with Him for all e-ter - ni - ty.". The bass line is mostly empty, with a few rests and a final measure containing a fermata.

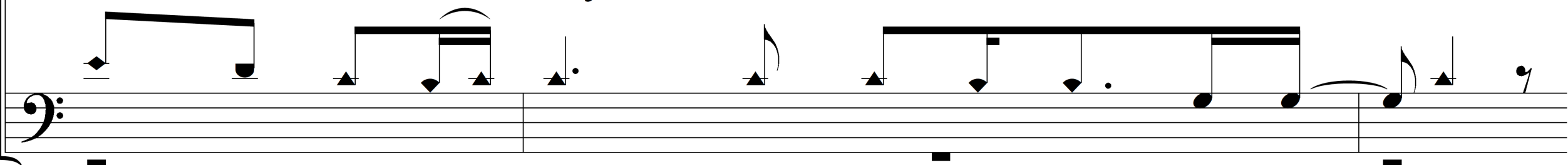
and walk with Him for all e-ter - ni - ty.

# c – Hymn of Heaven




Musical notation for the first system, treble clef. The melody consists of a series of eighth and quarter notes, with some notes beamed together. The key signature has one flat (B-flat), and the time signature is common time (C). The melody ends with a fermata over the final note.

There will be a day when all will bow be-fore Him.

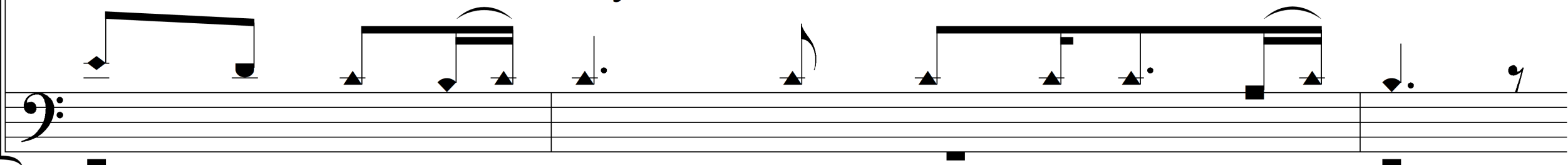


Musical notation for the first system, bass clef. The accompaniment consists of a series of eighth and quarter notes, with some notes beamed together. The key signature has one flat (B-flat), and the time signature is common time (C). The accompaniment ends with a fermata over the final note.



Musical notation for the second system, treble clef. The melody continues from the first system, consisting of a series of eighth and quarter notes, with some notes beamed together. The key signature has one flat (B-flat), and the time signature is common time (C). The melody ends with a fermata over the final note.

There will be a day when death will be no more;



Musical notation for the second system, bass clef. The accompaniment continues from the first system, consisting of a series of eighth and quarter notes, with some notes beamed together. The key signature has one flat (B-flat), and the time signature is common time (C). The accompaniment ends with a fermata over the final note.

# c – Hymn of Heaven

Musical notation for the first system, treble clef. The melody consists of eighth and sixteenth notes, with some notes beamed together. There are repeat signs and a fermata over the final note.

stand-ing face to face with He who died and rose a-gain.

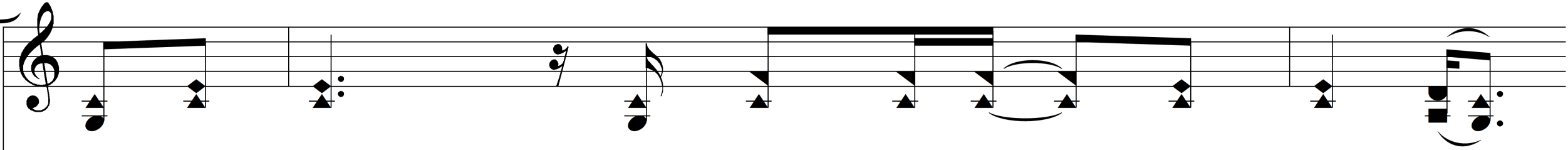
Musical notation for the first system, bass clef. The accompaniment consists of eighth and sixteenth notes, with some notes beamed together. There are repeat signs and a fermata over the final note.

Musical notation for the second system, treble clef. The melody features a long note with a fermata, followed by eighth and sixteenth notes. There are repeat signs and a fermata over the final note.

Ho - ly, ho - ly is the Lord!

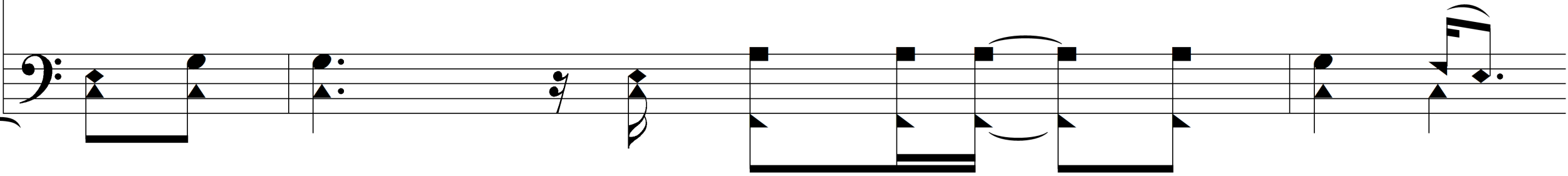
Musical notation for the second system, bass clef. The accompaniment features a long note with a fermata, followed by eighth and sixteenth notes. There are repeat signs and a fermata over the final note.

# 2 - Hymn of Heaven




Musical notation for the first system, treble clef. The melody consists of quarter notes and eighth notes, with some notes beamed together. There are rests and a fermata over a note in the second measure.

Ev - 'ry prayer we prayed in des - per - a - tion,

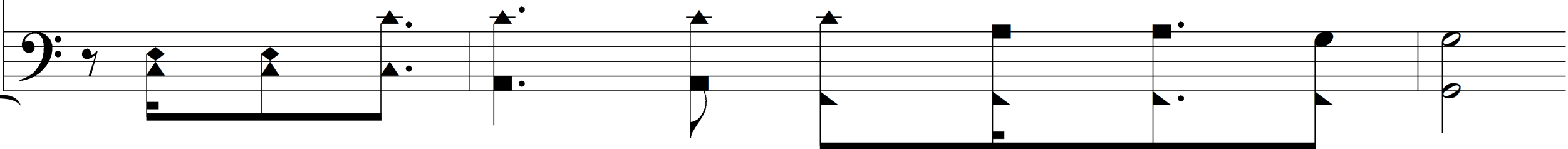


Musical notation for the first system, bass clef. The accompaniment features a steady bass line with some chords and rests.



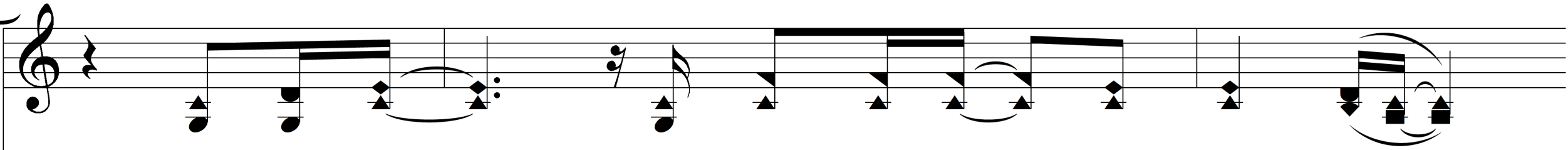
Musical notation for the second system, treble clef. The melody continues with quarter notes and eighth notes, including a fermata over a note in the second measure.

the songs of faith we sang through doubt and fear;


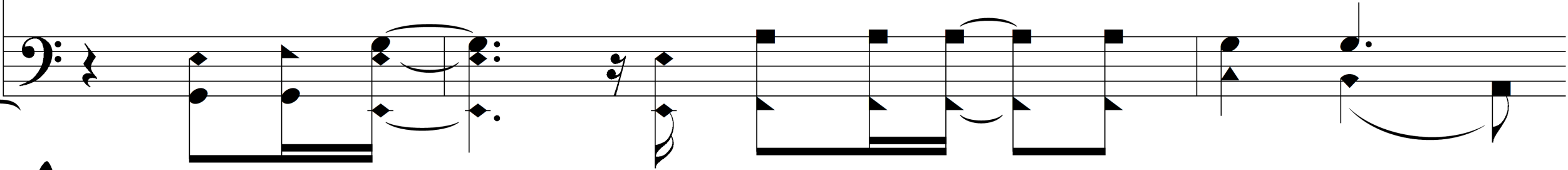


Musical notation for the second system, bass clef. The accompaniment continues with a steady bass line and chords.


# 2 – Hymn of Heaven




in the end we'll see that it was worth it





when He re - turns to wipe a-way our tears.




# c – Hymn of Heaven




There will be a day when all will bow be-fore Him.





There will be a day when death will be no more;



# c – Hymn of Heaven



stand-ing face to face with He who died and rose a-gain.



Ho - ly, ho - ly is the Lord!



# 3 – Hymn of Heaven

On that day we join the re - sur - rec - tion

and stand be - side the he - roes of the faith

The image displays a musical score for a hymn. It consists of four staves. The first two staves are vocal parts: the top staff is in treble clef and the second staff is in bass clef. The lyrics are written below these staves. The bottom two staves are piano accompaniment: the third staff is in treble clef and the fourth staff is in bass clef. The music is written in a 7/4 time signature. The lyrics are: "On that day we join the re - sur - rec - tion and stand be - side the he - roes of the faith".


# 3 – Hymn of Heaven

with one voice a thou-sand ge - ner - a - tions sing "Wor-thy



is the Lamb who was slain!" For - e - ver He shall reign!

The image displays a musical score for a hymn. It consists of four staves. The top two staves are vocal parts, with the upper staff in treble clef and the lower staff in bass clef. The bottom two staves are piano accompaniment, also in treble and bass clefs. The lyrics are written below the vocal staves. The music is in 7/8 time, as indicated by the '7' and a dot above the first measure of each vocal line. The lyrics are: "with one voice a thousand generations sing 'Worthy is the Lamb who was slain!' For ever He shall reign!". The score includes various musical notations such as notes, rests, beams, and slurs.


# c – Hymn of Heaven




So let it be to - day we shout the hymn of hea - ven



with an-gels and the saints we raise a might - y roar:



# c – Hymn of Heaven




Musical notation for the first system, treble clef. The melody consists of eighth and quarter notes, with some beamed eighth notes and a final quarter note with a fermata.

Glo-ry to our God who gave us life be - yond the grave;



Musical notation for the first system, bass clef. The accompaniment features a steady eighth-note bass line and chords, ending with a fermata.



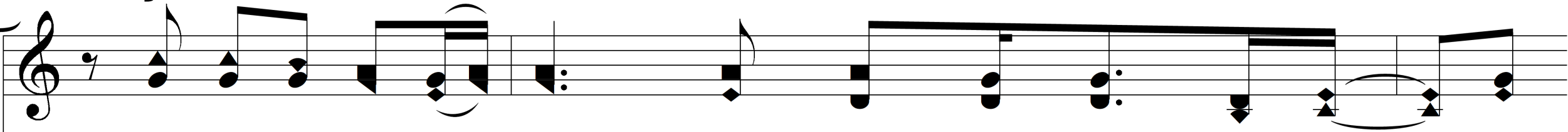
Musical notation for the second system, treble clef. It begins with a long, sustained note (likely a fermata) followed by a melody of quarter notes.

Ho - ly, ho - ly is the Lord!





Musical notation for the second system, bass clef. The accompaniment features a steady eighth-note bass line and chords, ending with a fermata.


# c – Hymn of Heaven




So let it be to - day we shout the hymn of hea - ven



with an-gels and the saints we raise a might - y roar:



# c – Hymn of Heaven




The first system of music is written on a treble clef staff. It begins with a treble clef and a common time signature 'c'. The melody consists of eighth and quarter notes, with some notes beamed together. There are rests and a repeat sign in the second measure. The system ends with a fermata over a quarter note.

Glo-ry to our God who gave us life be - yond the grave;



The first system of music is written on a bass clef staff. It begins with a bass clef and a common time signature 'c'. The accompaniment consists of quarter and eighth notes, with some notes beamed together. There are rests and a repeat sign in the second measure. The system ends with a fermata over a quarter note.



The second system of music is written on a treble clef staff. It begins with a treble clef and a common time signature 'c'. The melody consists of quarter and eighth notes, with some notes beamed together. There are rests and a repeat sign in the second measure. The system ends with a fermata over a quarter note.

Ho - ly, ho-ly is the Lord! Ho - ly, ho-ly is the Lord!




The second system of music is written on a bass clef staff. It begins with a bass clef and a common time signature 'c'. The accompaniment consists of quarter and eighth notes, with some notes beamed together. There are rests and a repeat sign in the second measure. The system ends with a fermata over a quarter note.

# c – Hymn of Heaven

Ho - ly, ho - ly is the Lord!


The image shows a musical score for a hymn. It consists of two staves: a vocal line on top and a piano accompaniment on the bottom. The time signature is common time (C). The key signature is one flat (B-flat). The lyrics are: "Ho - ly, ho - ly is the Lord!". The vocal line starts with a half note on G4, followed by a quarter note on F4, a quarter note on E4, and a quarter note on D4. The piano accompaniment starts with a half note on G3, followed by a quarter note on F3, a quarter note on E3, and a quarter note on D3. The score is written in black ink on a white background.





The background features a light gray, semi-transparent musical score. It includes a treble clef on the left, a sharp sign (#) indicating a key signature, and several staves of music with various note values and stems. The text is centered over this background.

**Only a Holy God**


# Only a Holy God



1. Who else com-mands all the hosts of Hea-ven?



Who else could make ev-'ry king bow down?



E/E

WORDS & MUSIC: Michael Farren, Jonny Robinson, Dustin Smith, Rich Thompson  
Arr. Mark Sullivan, Shane Coffman, Mike Rogers

©2016 Farren Love and War,  
Integrity's Alleluia! Integrity's Praise  
All Rights Reserved. Used by Permission.

Presentation © 2020 Taylor Publications LLC

# Only a Holy God


Who else could whis - per and dark - ness

trem - ble? On - ly a ho - ly God.

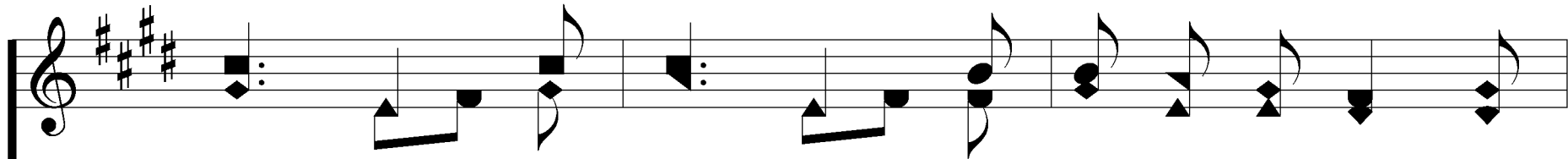

The image shows a musical score for the hymn 'Only a Holy God'. It consists of four staves. The top two staves are for the vocal line, with a treble clef on the first and a bass clef on the second. The bottom two staves are for the piano accompaniment, with a treble clef on the third and a bass clef on the fourth. The key signature is three sharps (F#, C#, G#) and the time signature is 6/8. The lyrics are: 'Who else could whis - per and dark - ness trem - ble? On - ly a ho - ly God.' The music features various note values including quarter, eighth, and sixteenth notes, as well as rests and dynamic markings.

# Only a Holy God

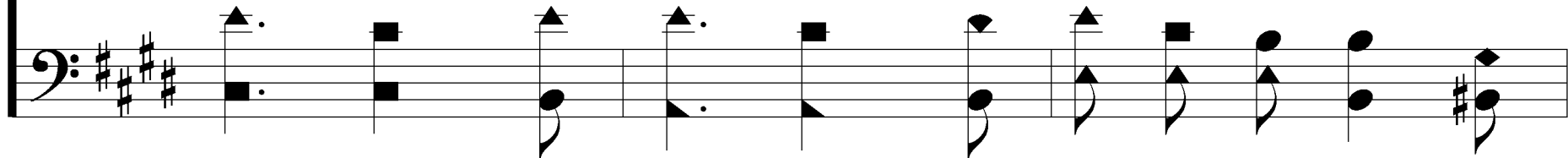
## REFRAIN



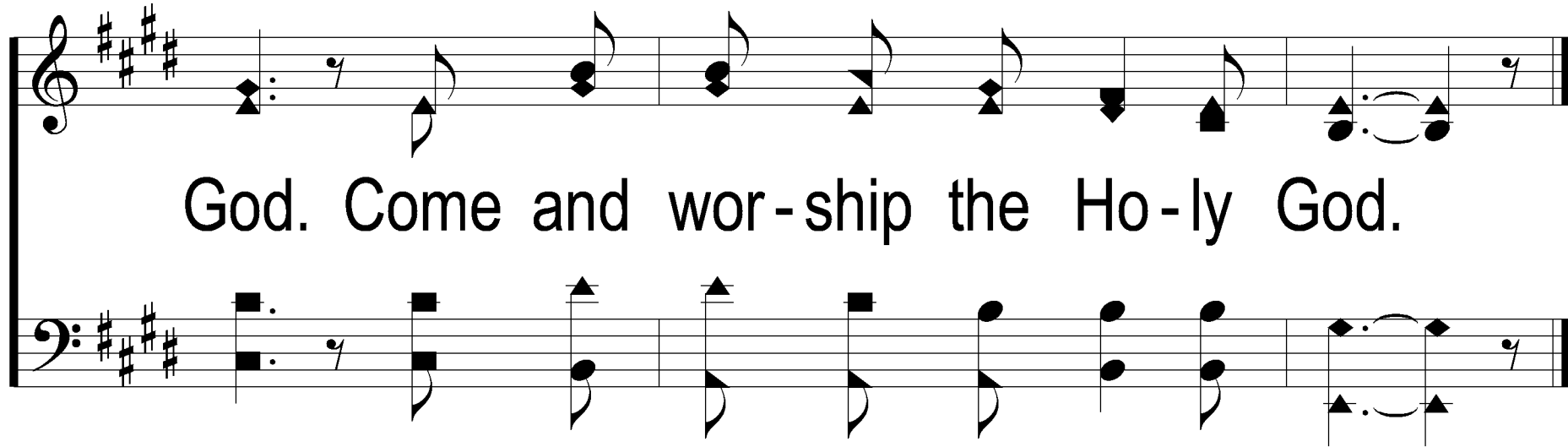
Come and be-hold Him, the One and the On-ly.



Cry out! Sing Ho - ly! For-ev-er a Ho - ly




# Only a Holy God




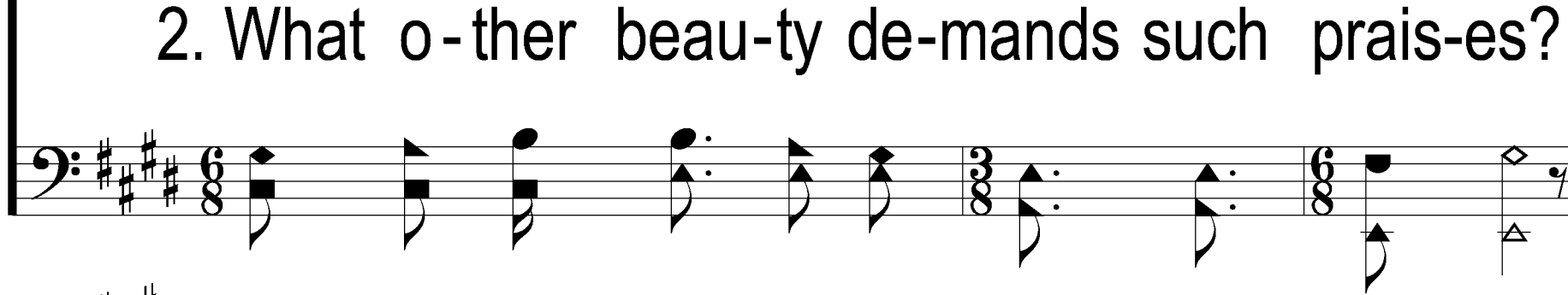
God. Come and wor-ship the Ho-ly God.

The image shows a musical score for the hymn "Only a Holy God". It consists of two staves: a treble clef staff on top and a bass clef staff on the bottom. Both staves are in the key of D major (indicated by four sharps: F#, C#, G#, D#) and 4/4 time. The treble staff begins with a treble clef, a key signature of four sharps, and a repeat sign. The melody starts on a whole note D5, followed by quarter notes E5, F#5, G5, A5, B5, A5, G5, F#5, E5, and a final whole note D5. The bass staff begins with a bass clef, a key signature of four sharps, and a repeat sign. The bass line starts with a whole note D4, followed by quarter notes C4, B3, A3, G3, F3, E3, D3, and a final whole note D3. The lyrics "God. Come and wor-ship the Ho-ly God." are centered between the two staves.

# Only a Holy God



2. What o - ther beau - ty de - mands such prais - es?



What o - ther splen - dor out - shines the sun?




# Only a Holy God

What o - ther maj - es - ty rules with  
jus - tice? On - ly a ho - ly God.

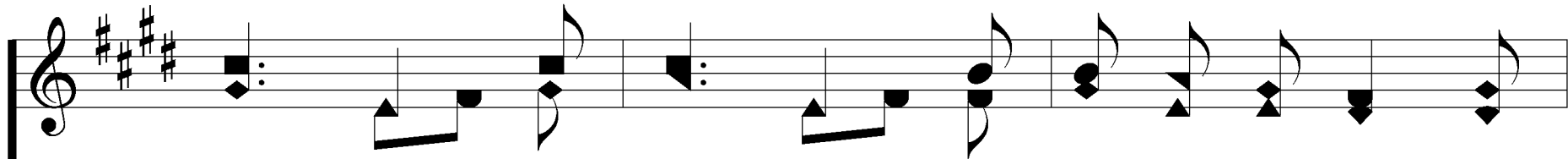

The image shows a musical score for the hymn "Only a Holy God". It consists of two systems of music. Each system has a vocal line (treble clef) and a piano accompaniment line (bass clef). The key signature is three sharps (F#, C#, G#) and the time signature is 6/8. The lyrics are: "What o - ther maj - es - ty rules with jus - tice? On - ly a ho - ly God." The piano accompaniment features a steady eighth-note bass line and chords in the right hand.

# Only a Holy God

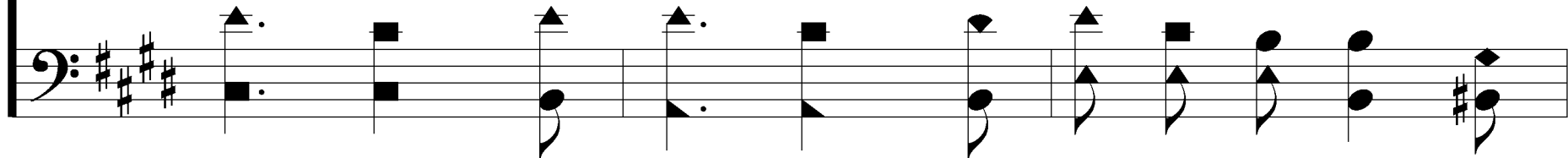
## REFRAIN



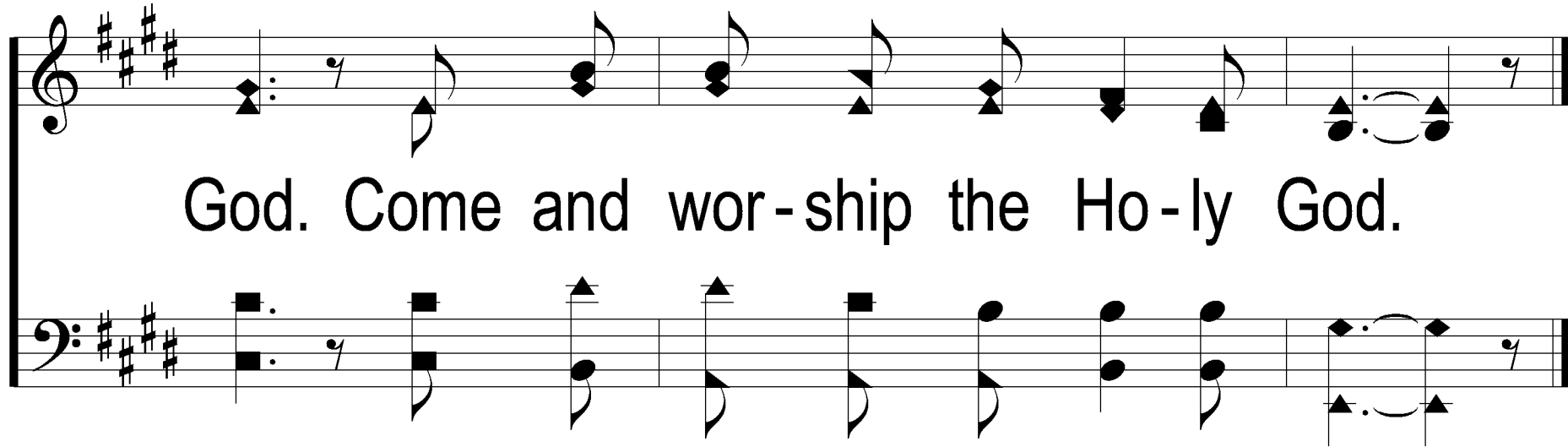
Come and be-hold Him, the One and the On-ly.



Cry out! Sing Ho - ly! For-ev-er a Ho - ly




# Only a Holy God





God. Come and wor-ship the Ho-ly God.

The image shows a musical score for the hymn "Only a Holy God". It consists of two staves: a treble clef staff on top and a bass clef staff on the bottom. Both staves are in the key of D major (indicated by four sharps: F#, C#, G#, D#) and 4/4 time. The treble staff begins with a treble clef, a key signature of four sharps, and a common time signature. The melody starts on a whole note D5, followed by quarter notes E5, F#5, G5, A5, B5, C6, D6, and E6. The bass staff begins with a bass clef, a key signature of four sharps, and a common time signature. The bass line starts with a whole note D4, followed by quarter notes C4, B3, A3, G3, F3, E3, and D3. The lyrics "God. Come and wor-ship the Ho-ly God." are centered between the two staves. The music concludes with a double bar line and repeat dots at the end of each staff.


# Only a Holy God




3. What oth - er glo - ry con-sumes like fi - re?



What oth - er pow - er can raise the dead?




# Only a Holy God

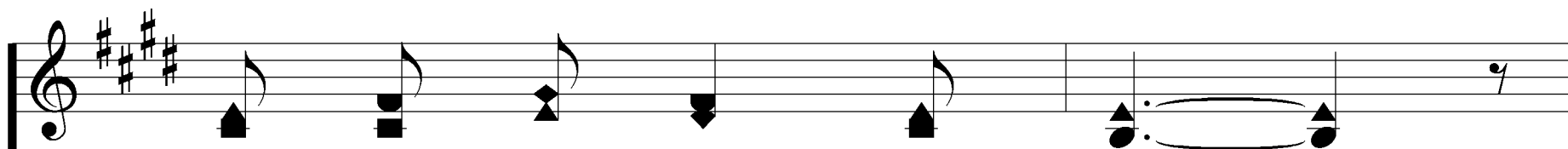


Musical notation for the first staff, treble clef, key signature of three sharps (F#, C#, G#), and common time signature. The melody consists of quarter notes and half notes, with a repeat sign and a fermata over the final note.

What oth - er name re - mains un - de - feat-ed?




Musical notation for the second staff, bass clef, key signature of three sharps (F#, C#, G#), and common time signature. The accompaniment consists of quarter notes and half notes, with a repeat sign and a fermata over the final note.



Musical notation for the third staff, treble clef, key signature of three sharps (F#, C#, G#), and common time signature. The melody consists of quarter notes and half notes, with a repeat sign and a fermata over the final note.


On - ly a ho - ly God.



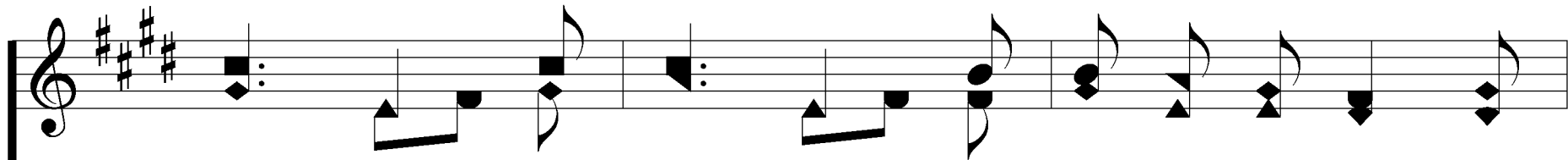

Musical notation for the fourth staff, bass clef, key signature of three sharps (F#, C#, G#), and common time signature. The accompaniment consists of quarter notes and half notes, with a repeat sign and a fermata over the final note.

# Only a Holy God

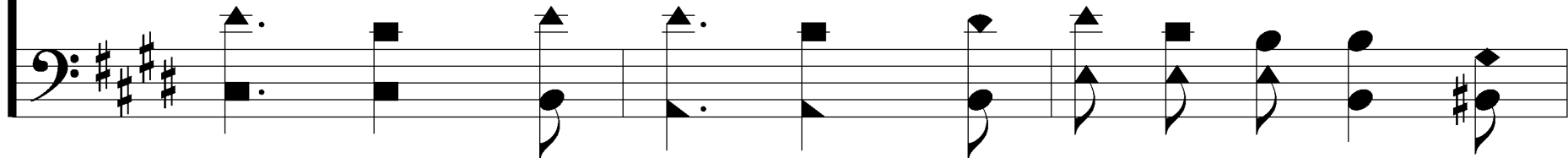
## REFRAIN



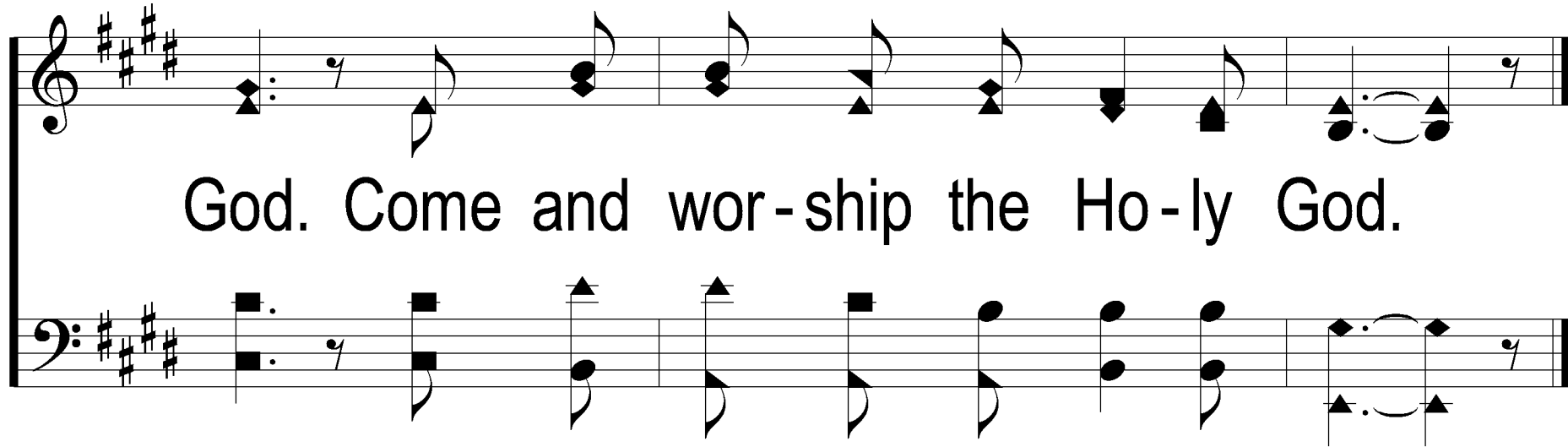
Come and be-hold Him, the One and the On-ly.



Cry out! Sing Ho - ly! For-ev-er a Ho - ly




# Only a Holy God





God. Come and wor-ship the Ho-ly God.

The image shows a musical score for the hymn "Only a Holy God". It consists of two staves: a treble staff on top and a bass staff on the bottom. Both staves are in the key of D major (indicated by four sharps: F#, C#, G#, D#) and 4/4 time. The treble staff begins with a treble clef and a key signature of four sharps. The melody starts with a quarter rest, followed by a quarter note G4, a quarter note A4, a quarter note B4, a quarter note C5, a quarter note B4, a quarter note A4, a quarter note G4, a quarter note F#4, a quarter note E4, a quarter note D4, and a quarter note C4. The bass staff begins with a bass clef and a key signature of four sharps. The bass line starts with a quarter rest, followed by a quarter note D3, a quarter note C3, a quarter note B2, a quarter note A2, a quarter note G2, a quarter note F#2, a quarter note E2, a quarter note D2, a quarter note C2, and a quarter note B1. The lyrics "God. Come and wor-ship the Ho-ly God." are centered between the two staves. The word "wor-ship" is hyphenated across two lines. The lyrics are in a simple, sans-serif font.


# Only a Holy God



4. Who else could res-cue me from my fail-ing?



Who else would of - fer His on - ly Son?



# Only a Holy God


Who else in - vites me to call Him

Fa - ther? On - ly a ho - ly God.

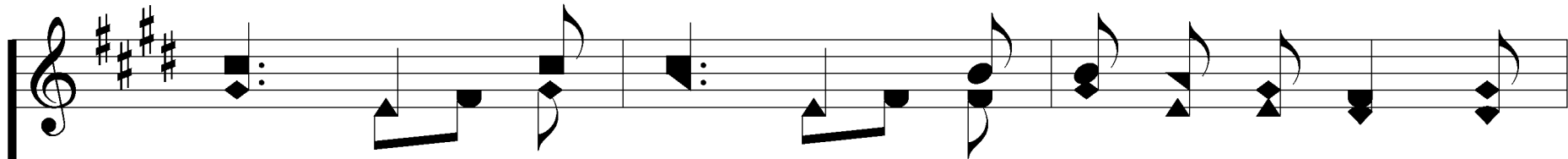

The image shows a musical score for the hymn 'Only a Holy God'. It consists of two systems of music. Each system has a vocal line (treble clef) and a piano accompaniment line (bass clef). The key signature is three sharps (F#, C#, G#). The first system covers the lyrics 'Who else in - vites me to call Him'. The second system covers the lyrics 'Fa - ther? On - ly a ho - ly God.' The piano accompaniment includes chords and melodic lines that support the vocal melody. The lyrics are centered under their respective musical phrases.

# Only a Holy God

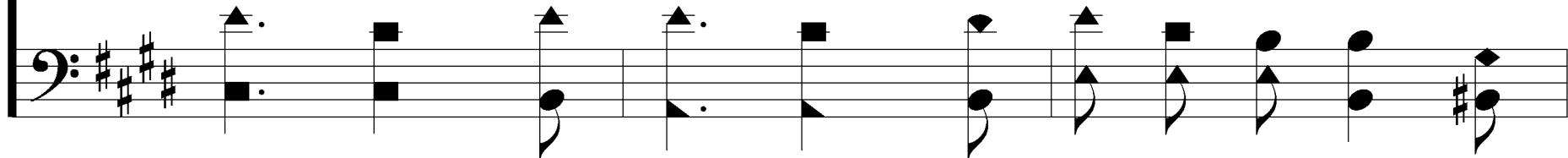
## REFRAIN



Come and be-hold Him, the One and the On-ly.




Cry out! Sing Ho - ly! For-ev-er a Ho - ly



# Only a Holy God

God. Come and wor-ship the Ho-ly God.

The image shows a musical score for the hymn "Only a Holy God". It consists of two staves: a treble clef staff on top and a bass clef staff on the bottom. Both staves are in the key of D major (indicated by four sharps: F#, C#, G#, D#) and 4/4 time. The lyrics "God. Come and wor-ship the Ho-ly God." are written between the two staves. The melody is written in the treble clef, and the bass line is written in the bass clef. The score includes various musical notations such as notes, rests, and bar lines.



The background features a light beige, textured surface with faint, overlapping musical notation. This includes a treble clef on the left, several staves with various notes, rests, and accidentals (sharps and flats) scattered across the scene. The text is centered over this musical backdrop.

# All To Us

# 1 – All to Us

The image displays a musical score for the hymn 'All to Us'. It consists of two systems of music. Each system includes a vocal line (treble clef) and a piano accompaniment line (bass clef). The key signature is three sharps (F#, C#, G#) and the time signature is 4/4. The lyrics are: 'Pre - cious cor - ner - stone, sure foun - da - tion, You are faith - ful to the end;'. The piano accompaniment features a steady bass line with chords and some melodic movement in the right hand.

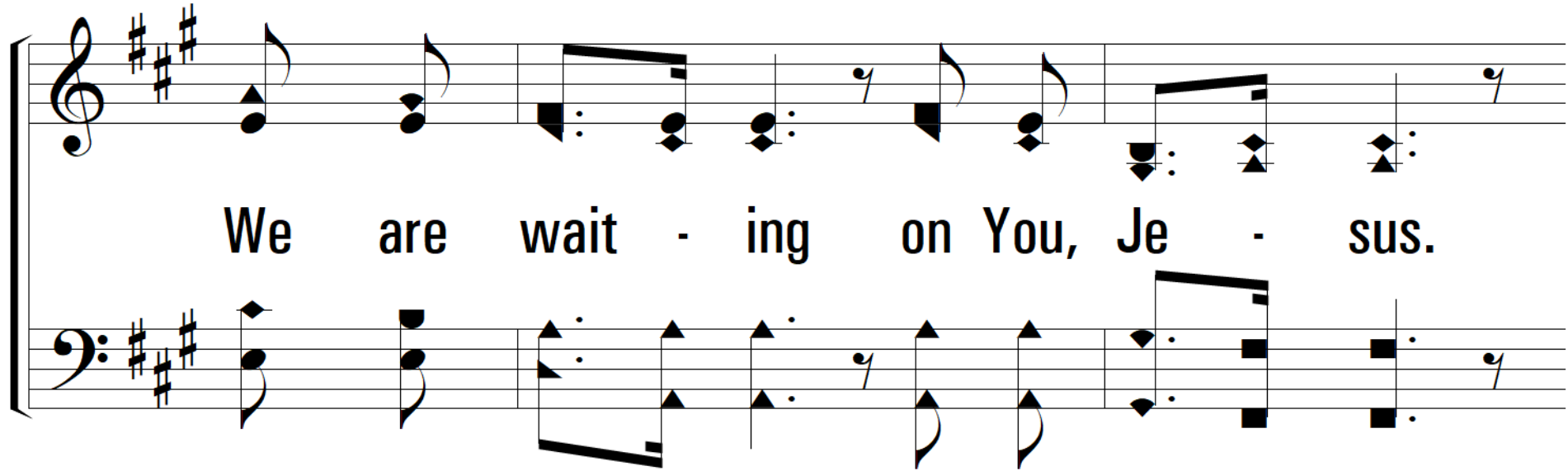
Pre - cious cor - ner - stone, sure foun - da - tion,

You are faith - ful to the end;

Words & Music: Chris Tomlin, Jesse Reeves, Matt Redman & Matt Maher / Arr.: Ken Young

Copyright © 2010 Thankyou Music (PRS) (adm. worldwide at [CapitolCMGPublishing.com](http://CapitolCMGPublishing.com) excluding Europe which is adm by Integrity Music, part of the David C Cook family. [Songs@integritymusic.com](mailto:Songs@integritymusic.com) / [worshiptogether.com](http://worshiptogether.com) Songs (ASCAP) sixsteps Music (ASCAP) Vamos Publishing (ASCAP) Valley of Songs Music (BMI) (adm. at [CapitolCMGPublishing.com](http://CapitolCMGPublishing.com)) All rights reserved. Used by permission.

# 1 – All to Us



We are wait - ing on You, Je - sus.



We be - lieve You're all to us.

## 2 – All to Us

Pre - cious cor - ner - stone, sure foun - da - tion,

You are faith - ful to the end;

The image shows a musical score for the hymn 'All to Us'. It consists of two systems of music. Each system has a vocal line (treble clef) and a piano accompaniment line (bass clef). The key signature is three sharps (F#, C#, G#) and the time signature is 4/4. The lyrics are: 'Pre - cious cor - ner - stone, sure foun - da - tion, You are faith - ful to the end;'. The piano accompaniment features a steady bass line with chords and some melodic movement in the right hand.

## 2 – All to Us

The first system of music consists of a treble and bass staff. The treble staff begins with a treble clef, a key signature of three sharps (F#, C#, G#), and a common time signature. The melody starts on a quarter note G4, followed by a quarter note A4, a quarter note B4, and a quarter note C5. The bass staff begins with a bass clef and the same key signature and time signature. The bass line starts on a quarter note G2, followed by a quarter note F2, a quarter note E2, and a quarter note D2. The lyrics are centered between the two staves.

We are wait - ing on You, Je - sus.

The second system of music continues the melody and bass line from the first system. The treble staff continues with a quarter note D5, a quarter note C5, a quarter note B4, and a quarter note A4. The bass staff continues with a quarter note C2, a quarter note B1, a quarter note A1, and a quarter note G1. The lyrics are centered between the two staves.

We be - lieve You're all to us.

c1 – All to Us



Let the glo-ry of Your name be the pas-sion of the Church,



Let the right-eous-ness of God be a ho-ly flame that burns;



c1 – All to Us



Let the sav-ing love of Christ be the meas-ure of our lives.



We be - lieve You're all to us.



### 3 – All to Us

On - ly Son of God sent from heav - en,  
hope and mer - cy at the cross,

The image shows a musical score for the hymn 'All to Us'. It consists of two systems of music. Each system has a vocal line (treble clef) and a piano accompaniment line (bass clef). The key signature is three sharps (F#, C#, G#) and the time signature is 4/4. The lyrics are: 'On - ly Son of God sent from heav - en, hope and mer - cy at the cross,'. The piano accompaniment features chords and moving lines that support the vocal melody.

### 3 – All to Us

The image displays a musical score for the hymn 'All to Us'. It consists of two systems of music. Each system includes a vocal line (treble and bass clefs) and a piano accompaniment (treble and bass clefs). The key signature is three sharps (F#, C#, G#), and the time signature is 3/4. The lyrics are: 'You are ev - 'ry - thing, You're the prom - ise. Je - sus, You are all to us.' The piano accompaniment features a steady bass line and chords that support the vocal melody.

You are ev - 'ry - thing, You're the prom - ise.

Je - sus, You are all to us.

c2 – All to Us



Musical notation for the first system, treble clef, key signature of three sharps (F#, C#, G#), and common time signature. The melody consists of eighth and quarter notes with stems pointing up.

Let the glo-ry of Your name be the pas-sion of the Church,



Musical notation for the first system, bass clef, key signature of three sharps (F#, C#, G#), and common time signature. The accompaniment consists of quarter and eighth notes with stems pointing down.



Musical notation for the second system, treble clef, key signature of three sharps (F#, C#, G#), and common time signature. The melody consists of eighth and quarter notes with stems pointing up.

Let the right-eous-ness of God be a ho-ly flame that burns;




Musical notation for the second system, bass clef, key signature of three sharps (F#, C#, G#), and common time signature. The accompaniment consists of quarter and eighth notes with stems pointing down.

c2 – All to Us



Let the sav- ing love of Christ be the meas- ure of our lives.



We be - lieve You're all to us.



c3 – All to Us



Let the glo-ry of Your name be the pas-sion of the Church,




Let the right-eous-ness of God be a ho-ly flame that burns;



c3 – All to Us



Let the sav- ing love of Christ be the meas- ure of our lives.



We be - lieve You're all to us.



# B – All to Us

The image displays a musical score for the hymn 'All to Us'. It consists of two systems of music. Each system includes a vocal line (treble clef) and a piano accompaniment line (bass clef). The key signature is three sharps (F#, C#, G#), and the time signature is 4/4. The lyrics are: 'You're all to us, You're all to us, You're all to us, yes, You are, You are.' The piano accompaniment features a steady bass line with chords and melodic fragments that support the vocal melody. The vocal line is written in a simple, clear style with some phrasing slurs and accents.

You're all to us, You're all to us,

You're all to us, yes, You are, You are.

# B – All to Us

The image displays a musical score for the hymn 'All to Us'. It is organized into two systems, each with a vocal line and a piano accompaniment line. The key signature is three sharps (F#, C#, G#) and the time signature is 4/4. The first system contains the lyrics 'You're all to us, You're all to us,'. The second system contains the lyrics 'You're all to us, You are.' The piano accompaniment features a steady bass line and chords that support the vocal melody. The vocal line is written in a treble clef with a soprano diamond. The piano accompaniment is written in a bass clef with a soprano diamond. The score concludes with a double bar line.

You're all to us, You're all to us,

You're all to us, You are.

# 4 – All to Us

When this pass - ing world is o - ver,

we will see you face to face;

The image shows a musical score for the hymn 'All to Us'. It consists of two systems of music. Each system has a vocal line (treble clef) and a piano accompaniment line (bass clef). The key signature is three sharps (F#, C#, G#) and the time signature is 4/4. The lyrics are: 'When this pass - ing world is o - ver, we will see you face to face;'. The piano accompaniment features a steady bass line with chords and some melodic movement in the right hand.


# 4 – All to Us

And for - ev - er we will wor - ship.

The first system of music consists of two staves. The top staff is in treble clef with a key signature of three sharps (F#, C#, G#). The bottom staff is in bass clef with the same key signature. The lyrics 'And for - ev - er we will wor - ship.' are centered between the two staves. The music features a mix of eighth and quarter notes, with some notes beamed together. There are fermatas over the final notes of both staves.

Je - sus, You are all to us. Je - sus, You are all to us.

The second system of music also consists of two staves in the same key signature and clefs as the first system. The lyrics 'Je - sus, You are all to us. Je - sus, You are all to us.' are centered between the staves. The music continues with similar rhythmic patterns, ending with a double bar line and a fermata over the final notes.



The background features a light gray, semi-transparent musical score. It includes a treble clef on the left, several staves with various musical notes, rests, and accidentals (sharps and flats). The notation is arranged in a flowing, wavy pattern across the page.

# Magnificat

# Magnificat

SOPRANO

My soul mag - ni - fies the Lord

# Magnificat

SOPRANO

My spir - it re-joic - es in God my Sav - ior.

The image shows a musical score for a soprano part. It consists of four staves. The top staff is a treble clef with a key signature of three sharps (F#, C#, G#) and a common time signature. It contains the melody for the first line of the text. The second staff is a treble clef with the same key signature and time signature, containing a whole rest followed by four measures of whole notes. The third staff is a bass clef with the same key signature and time signature, containing a whole rest followed by four measures of whole notes. The fourth staff is a bass clef with the same key signature and time signature, containing a whole rest followed by four measures of whole notes. The lyrics are written below the first staff.

# Magnificat

SOPRANO

My soul mag - ni - fies the Lord

# Magnificat

SOPRANO



My spir - it re - joic - es in God.

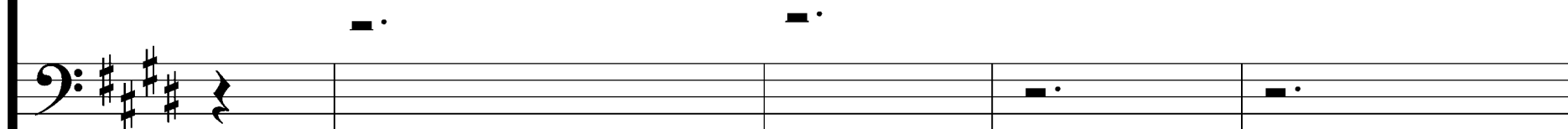

The musical score consists of four staves. The top staff is for the Soprano voice, featuring a treble clef, a key signature of three sharps (F#, C#, G#), and a melody of eighth and quarter notes. The second staff is a treble clef accompaniment staff with a similar key signature, containing a few notes and rests. The third and fourth staves are bass clef accompaniment staves, also with a similar key signature, containing a few notes and rests. The lyrics are placed below the vocal staff.

# Magnificat


SOPRANO



My soul mag-ni-fies the Lord My



BASS Glo - ry be to God the Fa-ther and



# Magnificat

**SOPRANO**

spir - it re - joic - es in God my Sav - ior.

**BASS**

glo - ry be to God the Son.

# Magnificat

**SOPRANO**

My soul mag - ni - fies the Lord

**BASS**

Glo - ry be to God the Spir - it

# Magnificat

SOPRANO

Musical notation for the Soprano part, first line. It features a treble clef, a key signature of three sharps (F#, C#, G#), and a series of notes: a quarter note G4, a quarter note A4, a quarter note B4, a quarter note C5, a quarter note B4, a quarter note A4, a quarter note G4, a quarter note F#4, a quarter note E4, a quarter note D4, and a quarter note C4. A slur covers the last four notes (F#4, E4, D4, C4).

My spir - it re - joic - es in God.

Musical notation for the Soprano part, second line. It features a treble clef, a key signature of three sharps, and rests for the first three measures, followed by a quarter note G4 in the fourth measure, and quarter notes F#4 and E4 in the fifth and sixth measures.

Musical notation for the Bass part, first line. It features a bass clef, a key signature of three sharps, and rests for the first three measures, followed by a quarter note G2 in the fourth measure, and quarter notes F#2 and E2 in the fifth and sixth measures.

BASS

Musical notation for the Bass part, second line. It features a bass clef, a key signature of three sharps, and rests for the first two measures, followed by a quarter note G2, a quarter note F#2, a quarter note E2, a quarter note D2, a quarter note C2, and a quarter note B1. A slur covers the last four notes (E2, D2, C2, B1).

Glo - ry be to God.

# Magnificat

**SOPRANO**  
My soul mag - ni - fies the Lord My


**ALTO**  
He has been mind - ful of His ser - vant

**BASS**  
Glo - ry be to God the Fa - ther and

The image shows a musical score for three voices: Soprano, Alto, and Bass. The key signature is three sharps (F#, C#, G#) and the time signature is 4/4. The Soprano part begins with a treble clef and a key signature of three sharps. The Alto part also begins with a treble clef and a key signature of three sharps. The Bass part begins with a bass clef and a key signature of three sharps. The lyrics are: "My soul magnifies the Lord My He has been mindful of His servant Glo - ry be to God the Father and".

# Magnificat

**SOPRANO**



spir-it re-joic - es in God my Sav - ior.

**ALTO**



He has been mind - ful of me.

**BASS**



glo - ry be to God the Son.

Detailed description: This image shows a musical score for three voices: Soprano, Alto, and Bass. The title is 'Magnificat'. The Soprano part is written on a treble clef staff with a key signature of three sharps (F#, C#, G#) and a common time signature. The lyrics are 'spir-it re-joic - es in God my Sav - ior.' The Alto part is also on a treble clef staff with the same key signature and time signature. The lyrics are 'He has been mind - ful of me.' The Bass part is on a bass clef staff with the same key signature and time signature. The lyrics are 'glo - ry be to God the Son.' The music consists of single notes and rests, with some phrasing slurs and accents.

# Magnificat

**SOPRANO**  
My soul mag-ni-fies the Lord

**ALTO**  
I will be blessed for - ev - er, for-ev-er,

**BASS**  
Glo - ry be to God the Spir-it

The image shows a musical score for three voices: Soprano, Alto, and Bass. The key signature is three sharps (F#, C#, G#) and the time signature is 4/4. The Soprano part begins with a treble clef and a melodic line that spans across the first two staves. The Alto part begins with a treble clef and a melodic line that spans across the second and third staves. The Bass part begins with a bass clef and a melodic line that spans across the third and fourth staves. The lyrics are written below the corresponding vocal lines.

# Magnificat

The image shows a musical score for three voices: Soprano, Alto, and Bass. The key signature is three sharps (F#, C#, G#) and the time signature is 4/4. The Soprano part begins with the lyrics "My spir-it re-joic - es in God." The Alto part begins with "I will be blessed by the Lord." The Bass part begins with "Glo - ry be to God." The score includes musical notation with notes, rests, and bar lines for each voice part.

**SOPRANO**  
My spir-it re-joic - es in God.

**ALTO**  
I will be blessed by the Lord.

**BASS**  
Glo - ry be to God.

# Magnificat

**SOPRANO**  
My soul mag - ni - fies the Lord My

**ALTO**  
He has been mind - ful of His ser - vant

**TENOR**  
God a - lone is might - y, might - y, our

**BASS**  
Glo - ry be to God the Fa - ther and

The image shows a musical score for the Magnificat, arranged for four voices: Soprano, Alto, Tenor, and Bass. The music is written in treble clef for Soprano and Alto, and bass clef for Tenor and Bass. The key signature is three sharps (F#, C#, G#). The lyrics are: "My soul magnifies the Lord My He has been mindful of His servant God alone is mighty, mighty, our Glory be to God the Father and".

# Magnificat



The image shows a musical score for the Magnificat, consisting of four staves. The first two staves are in treble clef, and the last two are in bass clef. The key signature is three sharps (F#, C#, G#). The lyrics are: "spir-it re-joic - es in God my Sav - ior. He has been mind - ful of me. God a - lone has done great things. glo - ry be to God the Son."

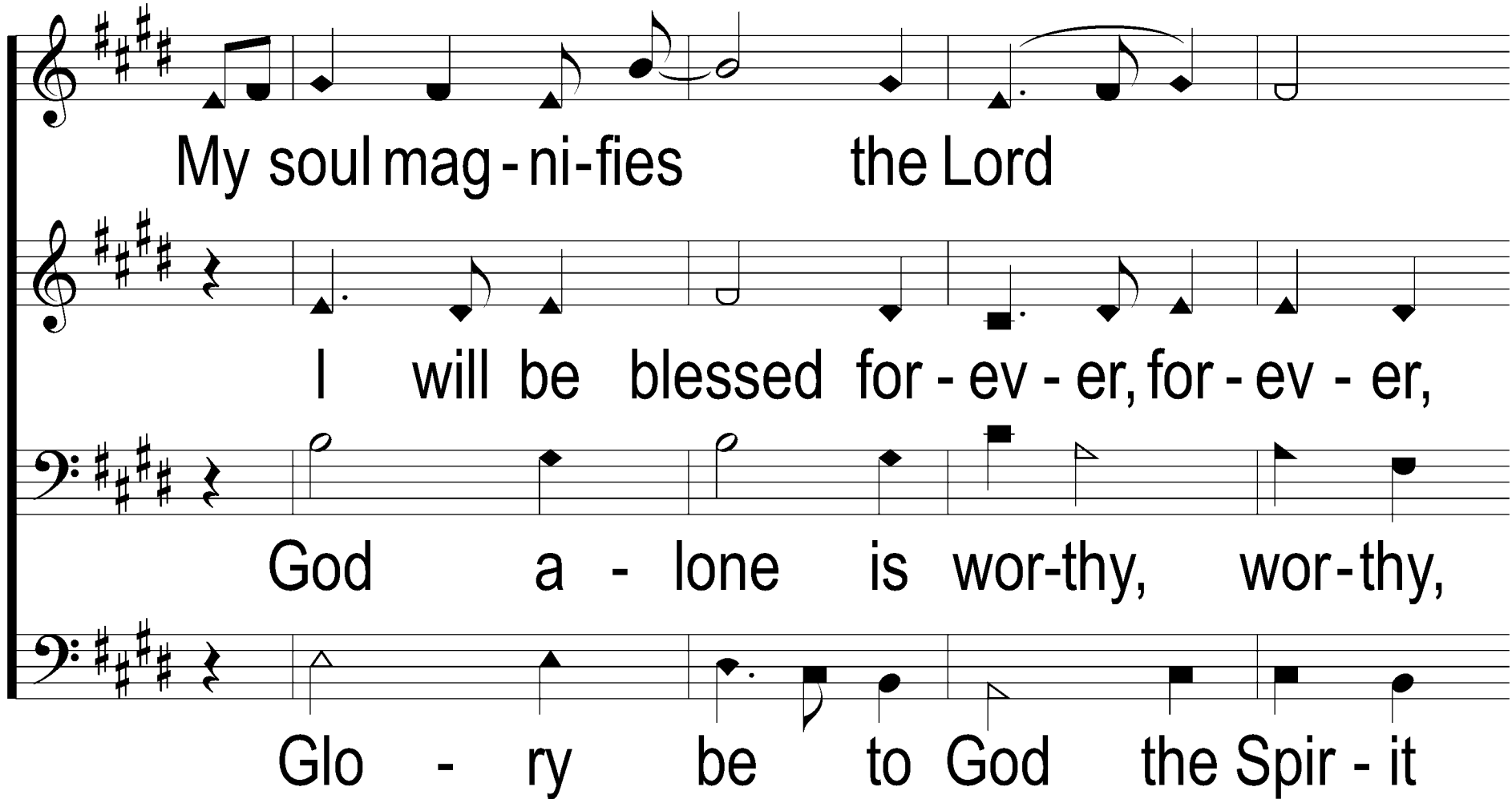
spir-it re-joic - es in God my Sav - ior.

He has been mind - ful of me.

God a - lone has done great things.

glo - ry be to God the Son.

# Magnificat



My soul mag - ni - fies the Lord

I will be blessed for - ev - er, for - ev - er,

God a - lone is wor - thy, wor - thy,

Glo - ry be to God the Spir - it

The image shows a musical score for the Magnificat. It consists of four staves. The first two staves are in treble clef, and the last two are in bass clef. The key signature is three sharps (F#, C#, G#). The lyrics are written below the notes. The first line of music is for the soprano part, starting with 'My soul mag - ni - fies the Lord'. The second line is for the alto part, starting with 'I will be blessed for - ev - er, for - ev - er,'. The third line is for the tenor part, starting with 'God a - lone is wor - thy, wor - thy,'. The fourth line is for the bass part, starting with 'Glo - ry be to God the Spir - it'. The music is written in a simple, clear style with standard notation.

# Magnificat

My spir-it re-joic - es in God.

I will be blessed by the Lord.

ho - ly is His name.

Glo - ry be to God.

The image shows a musical score for the Magnificat. It consists of four staves. The first two staves are in treble clef, and the last two are in bass clef. The key signature is three sharps (F#, C#, G#). The lyrics are written below the notes. The first line of music is for the soprano part, the second for the alto part, the third for the tenor part, and the fourth for the bass part. The lyrics are: "My spir-it re-joic - es in God." on the first line, "I will be blessed by the Lord." on the second line, "ho - ly is His name." on the third line, and "Glo - ry be to God." on the fourth line.

# Magnificat

**SOPRANO**  
My soul mag - ni - fies the Lord My

**ALTO**  
He has been mind - ful of His ser - vant

**TENOR**  
God a - lone is might - y, might - y, our

**BASS**  
Glo - ry be to God the Fa - ther and

The image shows a musical score for a four-part setting of the Magnificat. It consists of four staves, each with a vocal line and lyrics. The Soprano part is on a treble clef staff, the Alto on a treble clef staff, the Tenor on a bass clef staff, and the Bass on a bass clef staff. The key signature is three sharps (F#, C#, G#) and the time signature is 4/4. The lyrics are: Soprano: "My soul mag - ni - fies the Lord My"; Alto: "He has been mind - ful of His ser - vant"; Tenor: "God a - lone is might - y, might - y, our"; Bass: "Glo - ry be to God the Fa - ther and".

# Magnificat



The image shows a musical score for a Magnificat. It consists of four staves. The first two staves are in the treble clef, and the last two are in the bass clef. The key signature is three sharps (F#, C#, G#). The lyrics are: "spir-it re-joic - es in God my Sav - ior. He has been mind - ful of me. God a - lone has done great things. glo - ry be to God the Son."

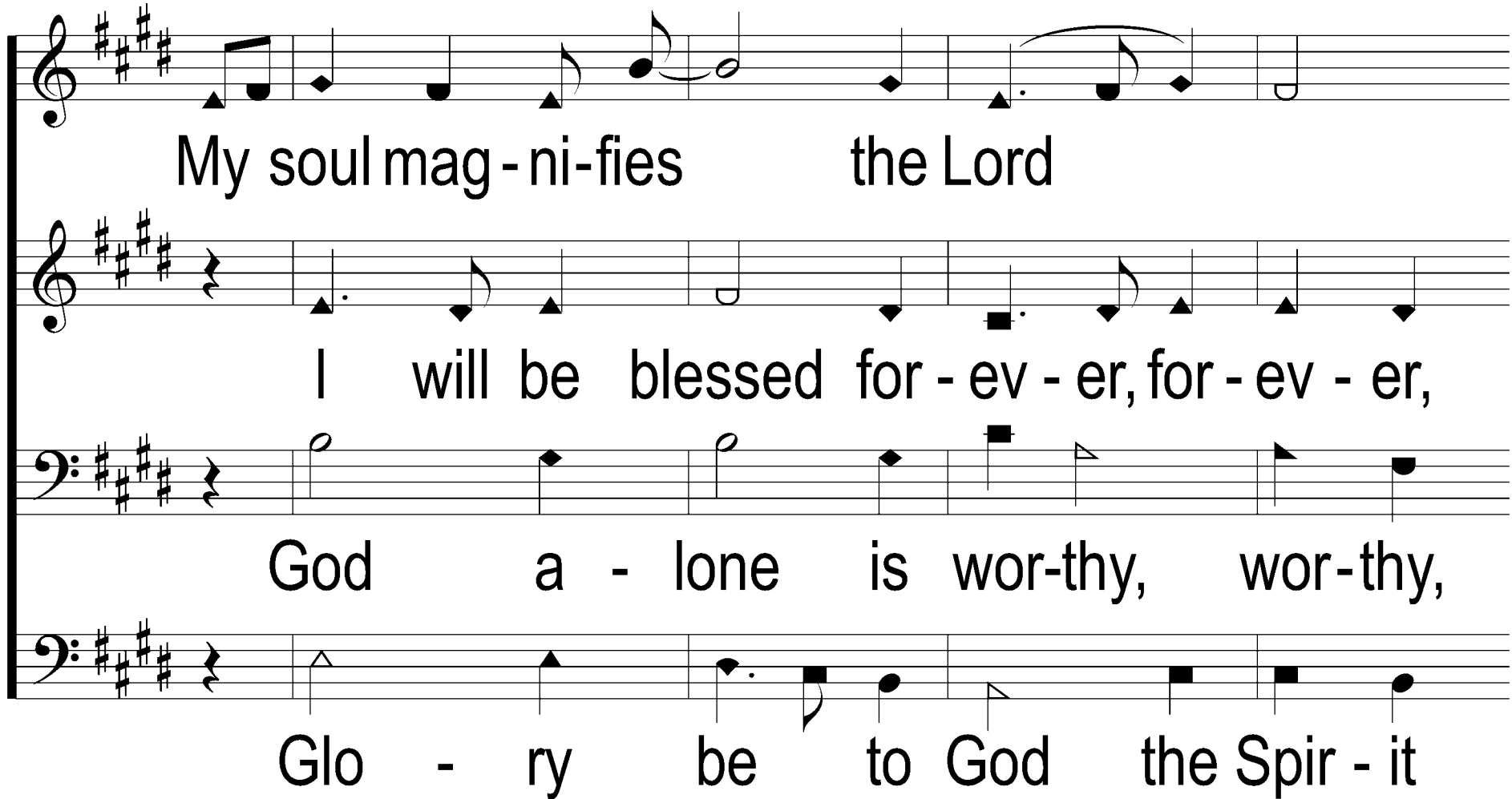
spir-it re-joic - es in God my Sav - ior.

He has been mind - ful of me.

God a - lone has done great things.

glo - ry be to God the Son.

# Magnificat



My soul mag - ni - fies the Lord

I will be blessed for - ev - er, for - ev - er,

God a - lone is wor - thy, wor - thy,

Glo - ry be to God the Spir - it

The image shows a musical score for the Magnificat. It consists of four staves. The first two staves are in treble clef, and the last two are in bass clef. The key signature is three sharps (F#, C#, G#). The lyrics are written below the notes. The first line of music is for the vocal line, starting with 'My soul mag - ni - fies the Lord'. The second line of music is for the vocal line, starting with 'I will be blessed for - ev - er, for - ev - er,'. The third line of music is for the vocal line, starting with 'God a - lone is wor - thy, wor - thy,'. The fourth line of music is for the vocal line, starting with 'Glo - ry be to God the Spir - it'.

# Magnificat


My spir-it re-joic - es in God.

I will be blessed by the Lord.

ho - ly is His name.

Glo - ry be to God.

The image shows a musical score for the Magnificat. It consists of four staves. The first two staves are in treble clef, and the last two are in bass clef. The key signature is three sharps (F#, C#, G#). The lyrics are written below the notes. The first line of music corresponds to the lyrics 'My spir-it re-joic - es in God.' The second line corresponds to 'I will be blessed by the Lord.' The third line corresponds to 'ho - ly is His name.' The fourth line corresponds to 'Glo - ry be to God.'



The background features a light gray, semi-transparent musical staff with various notes, clefs, and accidentals (sharps and flats) scattered across it. The staff is curved, following the general shape of the text.

# **There Is a Fountain**

# 1 – There Is a Fountain

The image displays a musical score for the hymn 'There Is a Fountain'. It consists of two systems of music, each with a vocal line and a piano accompaniment line. The vocal lines are written in treble clef, and the piano accompaniment lines are in bass clef. The time signature is 4/4. The lyrics are: 'There is a fountain filled with blood, Drawn from Im-man-uel's veins;'. The music features a simple, folk-like melody with a steady bass line.

There is a fountain filled with blood,  
Drawn from Im-man-uel's veins;

# 1 – There Is a Fountain

And sin - ners, plunged be - neath that flood,  
Lose all their guilt - y stains.

The image shows a musical score for the hymn 'There Is a Fountain'. It consists of two systems of music. Each system has a vocal line (treble clef) and a piano accompaniment line (bass clef). The lyrics are: 'And sin - ners, plunged be - neath that flood, Lose all their guilt - y stains.' The music is in a simple, hymn-like style with a clear melody and accompaniment.

# 1 – There Is a Fountain

The image displays a musical score for the hymn "There Is a Fountain". It consists of two systems of music. Each system includes a vocal line (treble clef) and a piano accompaniment line (bass clef). The lyrics are: "Lose all their guilt - y stains," and "Lose all their guilt - y stains;". The first system ends with a comma, while the second system ends with a semicolon. The piano accompaniment features a steady bass line with chords and moving lines in the right hand.

Lose all their guilt - y stains,

Lose all their guilt - y stains;

# 1 – There Is a Fountain

And sin - ners, plunged be - neath that flood,  
Lose all their guilt - y stains.

The image shows a musical score for the hymn 'There Is a Fountain'. It consists of two systems of music. Each system has a vocal line (treble clef) and a piano accompaniment line (bass clef). The lyrics are: 'And sin - ners, plunged be - neath that flood, Lose all their guilt - y stains.' The music is in a simple, hymn-like style with a clear melody and accompaniment.

## 2 – There Is a Fountain

The musical score is presented in two systems. Each system consists of a vocal line and a piano accompaniment line. The vocal line is written in a treble clef with a 4/4 time signature. The piano accompaniment is written in a bass clef with a 4/4 time signature. The lyrics are: "The dy - ing thief re - joiced to see That foun - tain in his day;"

The first system of music covers the lyrics "The dy - ing thief re - joiced to see". The second system covers "That foun - tain in his day;". The piano accompaniment features a simple harmonic structure with chords and moving lines in the bass.

## 2 – There Is a Fountain

And there may I, tho' vile as he,  
Wash all my sins a - way.

The image shows a musical score for the hymn 'There Is a Fountain'. It consists of two systems of music. Each system has a vocal line (treble clef) and a piano accompaniment line (bass clef). The lyrics are: 'And there may I, tho' vile as he, Wash all my sins a - way.' The music is written in a simple, clear style with standard notation including notes, rests, and bar lines.

## 2 – There Is a Fountain

Wash all my sins a - way,

Wash all my sins a - way;

The image displays a musical score for the hymn 'There Is a Fountain'. It consists of two systems of music. Each system includes a vocal line (treble clef) and a piano accompaniment line (bass clef). The lyrics are 'Wash all my sins a - way,' for the first system and 'Wash all my sins a - way;' for the second. The piano accompaniment features chords and moving lines in both hands, with some notes marked with upward-pointing triangles. The first system's piano part includes a fermata over the final note of the right hand.

## 2 – There Is a Fountain

And there may I, tho' vile as he,  
Wash all my sins a - way.

The image shows a musical score for the hymn 'There Is a Fountain'. It consists of two systems of music. Each system has a vocal line (treble clef) and a piano accompaniment line (bass clef). The lyrics are: 'And there may I, tho' vile as he, Wash all my sins a - way.' The music is in a simple, hymn-like style with a clear melody and accompaniment.

### 3 – There Is a Fountain

Dear dy - ing Lamb, Thy pre - cious blood

Shall nev - er lose its pow'r,

The image shows a musical score for the hymn 'There Is a Fountain'. It consists of two systems of music. Each system has a treble clef staff on top and a bass clef staff on the bottom. The time signature is 4/4. The lyrics are written below the treble clef staff. The first system contains the lyrics 'Dear dy - ing Lamb, Thy pre - cious blood' and the second system contains 'Shall nev - er lose its pow'r,'. The music is written in a simple, folk-like style with various note values and rests.

### 3 – There Is a Fountain

The image displays a musical score for the hymn 'There Is a Fountain'. It consists of two systems of music. Each system has a vocal line (treble clef) and a piano accompaniment line (bass clef). The lyrics are: 'Till all the ransomed church of God' and 'Be saved to sin no more.' The music is written in a simple, accessible style with clear note heads and stems.

Till all the ransomed church of God

Be saved to sin no more.

### 3 – There Is a Fountain

Be saved to sin no more,

Be saved to sin no more;

The image displays a musical score for the hymn 'There Is a Fountain'. It consists of two systems of music. Each system includes a vocal line (treble clef) and a piano accompaniment line (bass clef). The lyrics are: 'Be saved to sin no more,' and 'Be saved to sin no more;'. The first system ends with a comma, while the second system ends with a semicolon. The piano accompaniment features a steady bass line with chords that support the vocal melody. The vocal line uses various note values, including quarter notes, eighth notes, and a half note with a slur over the final two notes of each phrase.

### 3 – There Is a Fountain

The image displays a musical score for the hymn 'There Is a Fountain'. It consists of two systems of music, each with a vocal line and a bass line. The first system contains the lyrics 'Till all the ran-somed church of God' and the second system contains 'Be saved to sin no more.' The music is written in a simple, accessible style with a treble and bass clef. The lyrics are printed in a bold, sans-serif font below the notes.

Till all the ran - somed church of God

Be saved to sin no more.

# 4 – There Is a Fountain

The image displays a musical score for the hymn "There Is a Fountain". It is written in 4/4 time and consists of two systems of music. Each system includes a vocal line (treble clef) and a piano accompaniment (bass clef). The lyrics are: "E'er since by faith I saw the stream" and "Thy flow - ing wounds sup - ply,". The music features a simple, folk-like melody with a steady bass line.

E'er since by faith I saw the stream

Thy flow - ing wounds sup - ply,

# 4 – There Is a Fountain

Re - deem - ing love has been my theme,  
And shall be till I die.

The image shows a musical score for the hymn 'There Is a Fountain'. It consists of two systems of music. Each system has a vocal line (treble clef) and a piano accompaniment line (bass clef). The lyrics are: 'Re - deem - ing love has been my theme, And shall be till I die.' The music is written in a simple, clear style with a key signature of one flat and a common time signature.

# 4 – There Is a Fountain

And shall be till I die,


And shall be till I die;

The image shows a musical score for the hymn 'There Is a Fountain'. It consists of two systems of music. Each system has a vocal line (treble clef) and a piano accompaniment line (bass clef). The lyrics are: 'And shall be till I die,' and 'And shall be till I die;'. The first system ends with a comma, and the second system ends with a semicolon. The piano accompaniment features a steady bass line with some harmonic support in the right hand.

# 4 – There Is a Fountain

Re - deem - ing love has been my theme,  
And shall be till I die.

The image shows a musical score for the hymn 'There Is a Fountain'. It consists of two systems of music. Each system has a treble clef staff on top and a bass clef staff on the bottom. The lyrics are written below the treble clef staff. The first system covers the lyrics 'Re - deem - ing love has been my theme,' and the second system covers 'And shall be till I die.' The music is written in a simple, clear style with notes, stems, and rests.



The background features a light beige, textured surface with faint, overlapping musical notation. This includes a treble clef on the left, several musical staves with various notes, rests, and accidentals (sharps and flats) scattered across the scene. The overall aesthetic is clean and artistic, centered around the theme of music.

# Days of Elijah

# Days of Elijah

1. These are the days of E - li - jah

de - clar - ing the Word of the Lord;

The image shows a musical score for the hymn 'Days of Elijah'. It consists of two systems of music. Each system has a vocal line (treble clef) and a bass line (bass clef). The key signature is three flats (B-flat, E-flat, A-flat) and the time signature is 4/4. The lyrics are: '1. These are the days of E - li - jah' and 'de - clar - ing the Word of the Lord;'. The music features a steady bass line and a vocal melody with dotted rhythms.


# Days of Elijah

And these are the days of Your ser-vant, Mo-ses



right - eous - ness be - ing re - stored.

The musical score consists of four staves. The first two staves are for the vocal line, with the lyrics 'And these are the days of Your ser-vant, Mo-ses' written below. The third and fourth staves are for the piano accompaniment, with the lyrics 'right - eous - ness be - ing re - stored.' written below. The key signature is three flats (B-flat, E-flat, A-flat) and the time signature is 4/4. The vocal line uses a soprano clef and the piano accompaniment uses a bass clef. The music features a series of dotted quarter notes in the vocal line, with a final quarter rest at the end of the phrase. The piano accompaniment provides a steady bass line with dotted quarter notes and chords.


# Days of Elijah



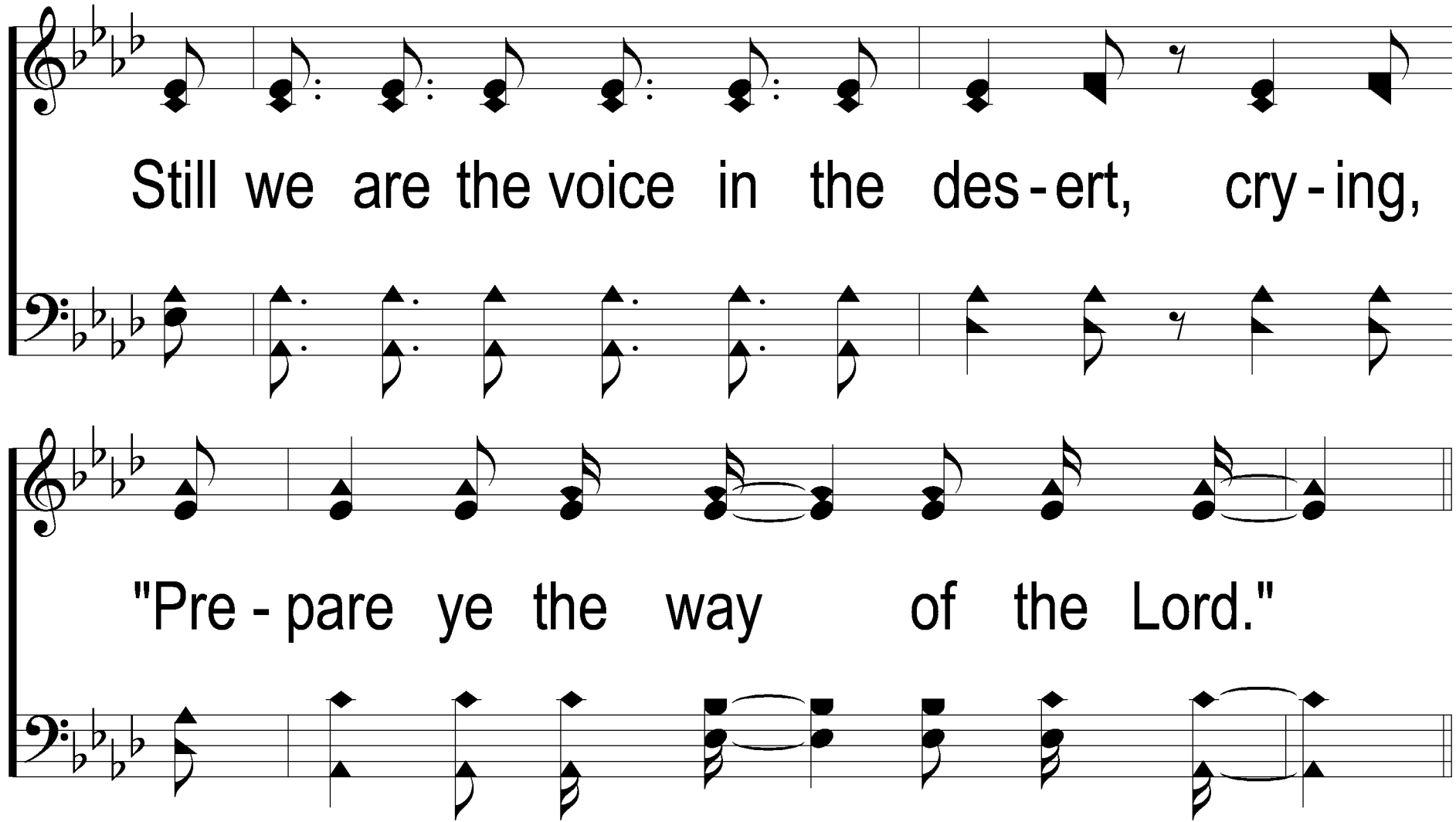
And though these are days of great tri-als,



of fam - ine and dark - ness and sword;



# Days of Elijah



Still we are the voice in the des-ert, cry-ing,

"Pre - pare ye the way of the Lord."

The image shows a musical score for the hymn "Days of Elijah". It consists of four staves. The first two staves are vocal parts: the top staff is the treble clef and the bottom staff is the bass clef. The lyrics "Still we are the voice in the des-ert, cry-ing," are written between these two staves. The next two staves are piano accompaniment: the top staff is the treble clef and the bottom staff is the bass clef. The lyrics "Pre - pare ye the way of the Lord." are written between these two staves. The music is in a key with four flats (B-flat major or D-flat minor) and a common time signature. The vocal lines feature dotted rhythms and some rests, while the piano accompaniment provides harmonic support with chords and moving lines.

# Days of Elijah

## Chorus

Be-hold, He comes, rid - ing on the clouds,  
shin-ing like the sun at the trum - pet call.

The image shows a musical score for the chorus of the hymn 'Days of Elijah'. It consists of three systems of music. Each system has a vocal line (treble clef) and a piano accompaniment line (bass clef). The key signature is three flats (B-flat, E-flat, A-flat), and the time signature is 7/8. The lyrics are: 'Be-hold, He comes, rid - ing on the clouds, shin-ing like the sun at the trum - pet call.' The first system covers the first two lines of lyrics, and the second system covers the last two lines. The piano accompaniment features a steady eighth-note bass line and chords that support the vocal melody.

# Days of Elijah

So lift your voice, it's the year of Ju - bi-lee,

and out of Zi - on's Hill sal - va - tion comes.

The image shows a musical score for the hymn 'Days of Elijah'. It consists of two systems of music. Each system has a vocal line on a treble clef staff and a piano accompaniment line on a bass clef staff. The key signature is three flats (B-flat, E-flat, A-flat), and the time signature is 7/8. The lyrics are: 'So lift your voice, it's the year of Ju - bi-lee, and out of Zi - on's Hill sal - va - tion comes.' The piano accompaniment features a steady eighth-note bass line and chords in the right hand.

# Days of Elijah

2. These are the days of E - ze - kiel,

the dry bones be - com - ing as flesh;

The image shows a musical score for the hymn 'Days of Elijah'. It consists of two systems of music. Each system has a treble staff and a bass staff. The treble staff contains the melody, and the bass staff contains the bass line. The lyrics are written below the treble staff. The first system covers the lyrics '2. These are the days of E - ze - kiel,' and the second system covers 'the dry bones be - com - ing as flesh;'. The music is in 4/4 time and has a key signature of three flats (B-flat, E-flat, A-flat). The melody is primarily composed of quarter notes and half notes, with some dotted rhythms. The bass line consists of quarter notes and half notes, often moving in parallel motion with the melody. The score ends with a double bar line and a repeat sign.


# Days of Elijah

And these are the days of Your ser-vant, Da-vid,



pre - par - ing a tem - ple of praise.

The musical score consists of two systems. The first system has a vocal line in treble clef and a bass line in bass clef. The second system also has a vocal line in treble clef and a bass line in bass clef. The key signature is three flats (B-flat, E-flat, A-flat), and the time signature is 7/8. The lyrics are: "And these are the days of Your ser-vant, Da-vid, pre - par - ing a tem - ple of praise."


# Days of Elijah



And these are the days of the har-vest,



the fields are as white in the world,



# Days of Elijah

And we are the la - bor - ers in Your vine - yard

de - clar - ing the Word of the Lord.

The image shows a musical score for the hymn 'Days of Elijah'. It consists of four staves. The first two staves are for the vocal line, with the lyrics 'And we are the la - bor - ers in Your vine - yard' written below them. The third and fourth staves are for the piano accompaniment, with the lyrics 'de - clar - ing the Word of the Lord.' written below them. The music is in a key with three flats (B-flat, E-flat, A-flat) and a common time signature. The vocal line features a series of dotted notes in the first half, followed by a quarter note and a half note in the second half. The piano accompaniment features a steady bass line and chords in the right hand.

# Days of Elijah

## Chorus

Be-hold, He comes, rid - ing on the clouds,  
shin-ing like the sun at the trum - pet call.

The image shows a musical score for the chorus of the hymn 'Days of Elijah'. It consists of three systems of music. Each system has a vocal line (treble clef) and a piano accompaniment line (bass clef). The key signature is three flats (B-flat, E-flat, A-flat), and the time signature is 7/8. The lyrics are: 'Be-hold, He comes, rid - ing on the clouds, shin-ing like the sun at the trum - pet call.' The piano accompaniment features a steady eighth-note bass line and chords that support the vocal melody. The vocal line includes various note values such as quarter, eighth, and sixteenth notes, with some notes beamed together. The score ends with a double bar line and repeat dots.

# Days of Elijah

So lift your voice, it's the year of Ju - bi-lee,

and out of Zi - on's Hill sal - va - tion comes.

The image shows a musical score for the hymn 'Days of Elijah'. It consists of two systems of music. Each system has a vocal line on a treble clef staff and a piano accompaniment line on a bass clef staff. The key signature is three flats (B-flat, E-flat, A-flat), and the time signature is 7/8. The lyrics are: 'So lift your voice, it's the year of Ju - bi-lee, and out of Zi - on's Hill sal - va - tion comes.' The piano accompaniment features a steady eighth-note bass line and chords that support the vocal melody.

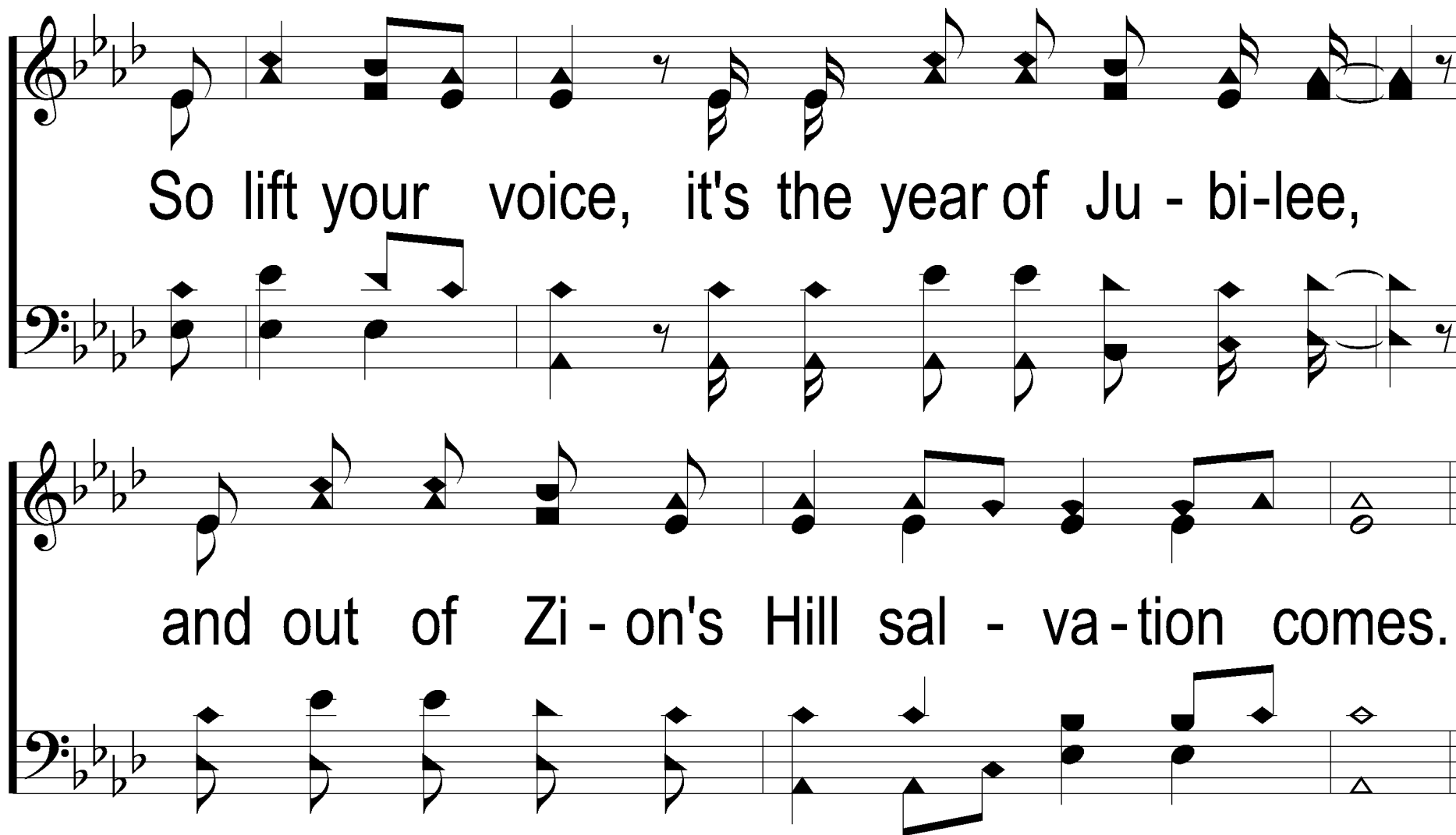
# Days of Elijah

## Chorus

Be-hold, He comes, rid - ing on the clouds,  
shin-ing like the sun at the trum - pet call.

The musical score is written for voice and piano. It consists of two systems. The first system contains the first two lines of the chorus, and the second system contains the last two lines. Each system has a vocal line (treble clef) and a piano accompaniment line (bass clef). The key signature is three flats (B-flat, E-flat, A-flat), and the time signature is 7/8. The lyrics are: "Be-hold, He comes, rid - ing on the clouds, shin-ing like the sun at the trum - pet call." The piano accompaniment features a steady eighth-note bass line and chords that support the vocal melody.

# Days of Elijah



So lift your voice, it's the year of Ju - bi-lee,  
and out of Zi - on's Hill sal - va - tion comes.

The image shows a musical score for the hymn 'Days of Elijah'. It consists of two systems of music. Each system has a vocal line on a treble clef staff and a piano accompaniment line on a bass clef staff. The key signature is three flats (B-flat, E-flat, A-flat), and the time signature is 7/8. The lyrics are: 'So lift your voice, it's the year of Ju - bi-lee, and out of Zi - on's Hill sal - va - tion comes.' The piano accompaniment features a steady eighth-note bass line and chords that support the vocal melody. The score ends with a double bar line.

