

CLAYTON CHRISTIAN CHURCH HUDDLE DISCIPLING GROUPS (D-Groups)

Our Vision: Clayton Christian Church is a place where Jesus is...

TRANSFORMING LIVES!

Matthew 28:19, 20 ¹⁹Therefore go and make disciples of all nations, baptizing them in the name of the Father and of the Son and of the Holy Spirit, ²⁰and teaching them to obey everything I have commanded you. And surely, I am with you always, to the very end of the age."

Our Mission: Clayton Christian Church is made up of people who live like Jesus by...

CONNECTING people to God

Ephesians 2:4, 5 ⁴But because of his great love for us, God, who is rich in mercy, ⁵made us alive with Christ even when we were dead in transgressions — it is by grace you have been saved."

GROWING in community

Colossians 1:9 "...since the day we heard about you, we have not stopped praying for you and asking God to fill you with the knowledge of his will through all spiritual wisdom and understanding."

SERVING with compassion

John 13:14b "...you also should wash one another's feet."

Ephesians 2:10 "For we are God's workmanship, created in Christ Jesus to do good works, which God prepared in advance for us to do."

GOING to make disciples (Gary's addition 7-21)

Matthew 28:19, 20 ¹⁹Therefore go and make disciples of all nations, baptizing them in the name of the Father and of the Son and of the Holy Spirit, ²⁰and teaching them to obey everything I have commanded you. And surely, I am with you always, to the very end of the age."

(Connect – Grow – Serve - Go)

Our Core Values:

By God's grace...The Bible will be our final authority - 2 Timothy 3:16, 17

By God's grace...We will be a holy people - 1 Peter 1:13-16; Hebrews 12:14

By God's grace...We will welcome all people - John 3:16

By God's grace...We will be culturally relevant while remaining true to the Bible - 1 Chronicles 12:32

By God's grace...We will be faithful stewards - Romans 12:1, 2

By God's grace...We will pursue excellence in all things - Colossians 3:23; Proverbs 16:3

Why Have Huddle – Disciple Making Groups?

Welcome to Huddle Discipling Groups or simply, D-Groups. Jesus is the one who has invited, no, commanded that we be in a growing relationship with him and with one another. Ideally, we will be in this type of group or relationship throughout life. Why? Here are some answers to that question.

1. The big picture mission from Jesus is given in The Great Commission in Matthew 28:19-20.

Jesus gave us one command in Matthew 28:19-20 and three participial phrases.

The command:

Make disciples of all nations.

The participial phrases:

As you are going.

Baptizing them

Teaching them to obey everything I have commanded.

2. The definition of a disciple according to Jesus in Matthew 4:19: Come, follow me and I will make you fish for people.

A disciple is one who is:

Following Jesus

Changed by Jesus

On mission for Jesus

A disciple is one who is "growing to become like King Jesus."

A disciple maker is one who is "leading someone else to become like Jesus."

Discipleship: Not just for information but for transformation.

What are we doing about it here at CCC?

1. Discipling people intentionally using Huddle Discipling Groups (D-Groups). It is not a microwave process. It is a marinating process. It is not a cul-de-sac where you park, it is life's highway. We need a cul-de-sac where we can meet with other believers and do life with them. At CCC, this is the function of our Sunday School Classes. A Huddle Discipling Group (D-Group) is a small band of brothers or sisters, growing to become like King Jesus, living according to his commands and teachings, and holding one another accountable as we go through life.

2. A Disciple is made in this process using several tools.

a. Character of King Jesus - We use 30 character questions to hold one another accountable to grow to become like Christ in these areas each time we meet.

b. Word of King Jesus – We read a chapter of the New Testament each day asking two questions: "What is God saying to me?" and "What am I going to do about it?"

c. Commands of King Jesus – Jesus said, "If you love me, keep my commandments." We study some key commands of King Jesus to learn them, teach them to others, and put them into practice. We use learning tools to learn these commands.

You are being disciplined by your Huddle D-Group leader or leaders. Yes, you are growing together, but your leaders are discipling you so you can disciple someone.

This is not a Bible study where we delve into the text. It is engaging with the Word of God in a way that leads us to respond and put the Word into practice. This daily encounter with God's Word is for transformation more than information.

3. A Disciple Making Church has several types of experiences.

a. Hip to hip – corporate worship in which we celebrate God together.

b. Face to face – small groups & Sunday School classes in which we pray together, care for one another, study the Word, and serve together.

c. Nose to nose – Huddle groups in which we disciple people. These are gender based groups. Men meet with men, women meet with women.

How We Conduct Huddle Discipling Groups

How does Clayton Christian Church make disciples who make disciples? First there are some keys to making these D-Groups effective. Second, we have developed our own structure for our D-Groups.

KEYS TO EFFECTIVE DISCIPLING IN THE CHURCH

(adapted from Bart Steever & David Roadcup)

1. PRAYER – Bathing your effort in daily prayer. Praying for your group, for their growth and ministries. Ask our Father to work in them to become like Christ. *Prayer is the key.*
2. LEADER COMMITMENT - A total and complete commitment on the part of the disciple to fulfill his/her mission. This is the complete key to making disciples.
3. CAREFUL SELECTION – Immersing your selection of people with whom to work in prayer, asking the Lord to lead you to the right people for that group. (Jesus prayed all night before choosing the twelve.) Looking for people who are available, hungry and willing to make the commitment. The leader must recruit his group by having a one-on-one conversation explaining all that is involved.
4. A LOVE AND TRUST RELATIONSHIP – The leader models love and builds trust with each member of his/her group. It is the foundation and glue of the group.
5. WORD OF GOD – It is the Holy Spirit working through the Word of God that will transform the group members into the image of Christ. Quality and repeated exposure to the Word will impact and change your people.
6. PROXIMITY AND TIME – You must have access to your people on a regular basis. Time is critical. The more time you have with them, the more they will grow. This can be a real challenge in our busy culture but working at it will produce fruit.
7. ASSOCIATION - Being with your people in a variety of settings and situations will ensure a well-rounded experience for them.
8. INVOLVEMENT/PARTICIPATION – You must find a way to involve your people in your ministry. Give them pieces of what you are doing. Get them up out of the chair and involve them. Stretch them. Challenge them. Use them.
9. REPRODUCTION – Challenge them all through your time together to be prepared to reproduce, to plan to disciple others. We are not to simply disciple others. We are to create disciples who will disciple others. Reproducing disciples. This takes time, great commitment and great effort. The question: “Do I want to produce summer squash or oak trees?”
10. CONTINUED SUPPORT – Once your people have begun discipling on their own, you need to provide support, help and continued encouragement to them.

Meeting Structure of CCC Discipling Groups

1. D-Groups meet once a week for 90 minutes on an agreed upon day, time, and place by the group members.

2. Each meeting has the same or similar segments which, when repeated, contribute to life transformation and growth as a disciple who can make disciples.

Segment 1: Welcome – brief conversation, catch up on the week – opening prayer.

Segment 2: Character Questions – Write down your question for the week in your D-Group Guide.

Segment 3: Scripture reflections – Each day you will record your answer to the two questions that lead to life transformation. Question 1: What is God saying to you as you read the chapter for the day? Write your answer in your group guide. Question 2: What will you do in response to this in your daily life, beginning today? Write your answer in your group guide.

Remember, D-Group is not intended to be an in-depth Bible Study where you get more information about the Bible. It is a group where you allow scripture to speak into your life to bring about transformation. The combination of reflecting on the character questions to allow the Holy Spirit to convict you in one area, coupled with your reflections on scripture, lead to life transformation.

Segment 4: Responding to the commands of Christ – There are many commands in the Bible. For example, there are 613 commands in the Old Testament Jewish Law. There are 1,050 commands in the entire New Testament. There are 49-50 direct commands of Christ depending on your source. We will focus on learning to apply 4 of the commands of Christ during our time in D-Groups. These will be covered from time to time in our groups, not every week.

Segment 5: Prayer – D-groups will develop our prayer lives by praying together. One of the commands of Jesus is to “always pray and never give up” (Luke 18:1), and he taught us how to pray in the model prayer, Matthew 6:5-15.

TBD: The group may agree to meeting informally in other settings such as a dinner in someone’s home, an outing, or other types of occasions to foster our relationships in Christ. We encourage one Friday night and Saturday retreat for the group.

Huddle Discipling Group Covenant - 2023-2024

This is your formal invitation to join me and a number of other believers for a Huddle Discipling Group experience. Below are the guidelines for our group. In participating in our group, you would be asked to commit to each of the following areas. We will begin the week of September 17, 2023 and end by May 31, 2024.

Our Commitment:

1. To attend our 90-minute weekly meeting unless sick, attending to an emergency, working, out of town or unavoidably away. *Attendance is critical at each of our meetings.*
2. To actively and fully participate in the plan of daily Scripture reading (one to two chapters a day) and recording our personal responses to the two reflection questions.
3. To pray daily for the other members of the group.
4. To be on time for every meeting and function. We will begin and end on time.
5. To make an effort to get to know others and be known by others in the group.
6. We commit to unity, love, fellowship and mutual support for each of the group members.
7. We commit to cultivate an open heart toward God, our personal spiritual development, leadership development and His calling in our lives.
8. We commit to make our times together a "place of grace" where believers can speak from their hearts in honesty and truth. We can be open with each other and transparent without being judged.
9. To cultivate an openness to lead a Discipling Group with one other person, a year from this fall and be a disciple who makes disciples who will make disciples.
10. When and if necessary, confidentiality will be an important aspect to our group. When someone says, "I really want this to stay within our group," we don't even tell our spouses.

Suggested Time Frame: - *Our weekly meeting will be at the time and place our group agrees. Each group may have one or two leaders and no more than 4 other participants. Our meetings will begin September 2024 and conclude by May 2025. We will take the week of Thanksgiving off as well as time off during Christmas and New Year's holidays. We will continue to meet even if someone must be absent.*

Structure for each meeting: (repeated from above for the purposes of this covenant)

- Segment 1: Welcome – brief conversation, catch up on the week – opening prayer
- Segment 2: Character Questions – write down your question for the week in your D-Group Guide.
- Segment 3: Scripture reflections – Each day you will record your answer to the two questions that lead to life transformation. Question 1: What is God saying to you as you read the chapter for the day? Write your answer in your group guide. Question 2: What will you do in response to this in your daily life, beginning today? Write your answer in your group guide.
- Segment 4: Responding to the commands of Christ – We will focus on learning to apply 4 of the commands of Christ during our time in D-Groups. These will be covered from time to time in our groups, not every week.
- Segment 5: Prayer – D-groups will develop our prayer lives by praying together. One of the commands of Jesus is to "always pray and never give up" (Luke 18:1) and he taught us how to pray in the model prayer, Matthew 6:5-15.
- TBD: The group may agree to meeting informally in other settings such as a dinner in someone's home, an outing, or other types of occasions to foster our relationships in Christ. Encouraged but optional: one Friday night and Saturday retreat for the group.

Yes, I agree to each of the above points, and I am willing to commit to this group.

Name _____ Date _____

For D-Group Leaders

Recruiting and Inviting people to your group

1. We are now asking one or possibly two people to lead a D-Group together
2. The two leaders should pray separately about who the Lord is laying on their heart to be in the group. If you already have people from another group, pray about whether any of them should be leading their own group. That is a goal for each person to make other disciples. Sometimes a person may need to be in a group as a participant for more than one year before being a group leader.
3. Ideally, every person in the church will be in corporate worship (large group), a small group or SS class (small group), and a D-Group (discipling group).
4. The two leaders meet to decide who they will specifically invite to their D-Group and which of the leaders will make that invitation.
5. The invitation, ideally, should be made in person. The information in this group guidebook should be covered thoroughly, including the group covenant. Once you have presented this information, ask them to pray about it and discuss it with their spouse recognizing this is a commitment that may impact the family at times.
6. Ask for a decision. If the answer is yes, ask each person to sign the covenant in this Group Guide. They will keep this with them at all times to help them remember what they agreed to do.
7. Meet with your group for an introductory session.
 - a. Use this time for your group members to get acquainted if not already.
 - b. Introduce the character questions and practice this by having them choose the question that the Holy Spirit has impressed upon them at that moment. Go around the room and share answers.
 - c. Go over the group guide, the daily questions to be answered, and scripture assignments for the first week.
 - d. Decide the best day, time, and place for your group to meet.
 - e. Share contact information such as phone numbers and email addresses.
8. Make sure to follow up with an email prior to your Week 1. In the email try to do this:
 - Remind them of the first week's reading and to answer in writing the two questions in their Group Guide.
 - Tell them about the Bible Project Videos that are available on the CCC website under the Huddle D-Group tab. These are optional but can be very helpful as they read the text.
 - Remind Huddle members of the day, time, and location of your Huddle, and what to bring.

What if someone becomes irregular in their attendance?

Huddle D-Group is a commitment. As you recruit for your Huddle and in the first "lay it all out" session, explain that absences are understandable but should be limited to only necessities. The Huddle meeting times may be changed to accommodate one another. But if someone is frequently absent, it is best to have an honest but kind conversation with them. Just ask if the Huddle commitment is too much for them at this time. If so, allow them to respectfully discontinue the group. You may have to encourage them to discontinue if you see it isn't working. This is best for everyone and not meant to be critical of the person. Link to Bible Project videos: <http://www.claytonchristian.org/huddle-videos/>

MY D-GROUP

NAME

PHONE

EMAIL

1. _____

2. _____

3. _____

4. _____

5. _____

6. _____

CHARACTER QUESTIONS

Character Out

Am I a servant?
How am I measuring success?
When was the last time I shared the gospel?
Do I make time for relationships with those who don't know Jesus?
Do I recognize God's calling in my life?
Am I running the race like a sprinter or a marathoner?
Who am I praying for that is far from God?
Can I take risks?
Am I being generous?
Who am I discipling?

Character Up

Am I making enough space for prayer?
Do I still feel joy?
Am I pursuing intimacy with Jesus or avoiding it?
What situation or person do I need to pray for?
Am I living in the power of the Spirit?
Am I seeing personal breakthrough?
Do I sense God's presence?
Am I living in a state of peace? Or am I fearful, nervous, or stressed?
Am I obedient to God's prompting?
What sin do I need to confess, or issue do I need to surrender?

Character In

Do I keep my promises?
Is time a blessing or a curse?
Am I resting enough?
Is there anyone whom I fear, dislike, resent, or disregard?
Am I experiencing intimacy in relationships?
Have I been grumbling or complaining?
How easy is it for me to trust people?
Is my family happy?
Am I getting enough sleep or eating well?
Am I making myself vulnerable to others?

CHARACTER QUESTIONS
From CharacterThatCounts.org

For Men

1. Have you spent daily time in the Scriptures and in prayer?
2. Have you had any flirtatious or lustful attitudes, tempting thoughts, or exposed yourself to any explicit materials which would not glorify God?
3. Have you been completely above reproach in your financial dealings?
4. Have you spent quality relationship time with family and friends?
5. Have you done your 100% best in your job, school, etc.?
6. Have you told any half-truths or outright lies, putting yourself in a better light to those around you?
7. Have you shared the Gospel with an unbeliever this week?
8. Have you taken care of your body through daily physical exercise and proper eating/sleeping habits?
9. Have you allowed any person or circumstance to rob you of your joy?
10. Have you lied to us on any of your answers today?

For Women

1. Have you spent regular time in prayer? When?
2. Have your thoughts been pure? Have you resisted lustful, envious thoughts or exposed yourself to explicit materials?
3. How do you feel about how you've handled personal, family and/or business finances?
4. What three relationships have you nurtured most?
5. What has made it difficult to do your 100% best in the different roles in your life?
6. Have your words built up or tore down others or self?
Have you exposed yourself or contributed to gossip?
Have you been committed to your words?
Have you put yourself in a better light to those around you?
7. Do you feel you missed any opportunities to talk to people about the Lord?
8. Have you taken care of your body through daily physical exercise and proper eating/sleeping habits?
9. Which fruit of the Spirit have you had the hardest time living? Why?
10. Have you left anything hidden in answering these questions?

Guide for Daily Reading and Weekly D-Group Meetings

Week 1: First Full Discipling Group Meeting
Introduce the First Command of Christ: Repent & Believe
Learning Tool: The Learning Circle

The goal this week is to introduce the basic practices of Huddle. We'll do Character Questions for the first time, discuss our first seven days of Bible reading, and (very briefly) introduce our first Command of Christ and Learning Tool: The Learning Circle.

Huddle members should have read Week 1 (Mark 1-8). Optional: We have provided the Bible Project videos for each New Testament book. These are found here: <http://www.claytonchristian.org/huddle-videos/>

Segment 1: Welcome, brief conversation about our week (don't allow this to go more than 5 minutes, opening prayer).

Segment 2: Character Questions

Have everyone pull out their Character Questions. Tell them, "We'll take 5 minutes of silence to read through the sheet carefully, looking at each question. One question will pop out for you. Consider that question and your answer and be prepared to share. It can be any question on the sheet, and the answer can be positive or negative." Each person should record his/her question and their intended response in the coming week. Remember, the leader will need to keep moving through this. Otherwise, the group will get bogged down with one person dominating the time. However, you must also be sensitive to the leading of the Holy Spirit. Someone may have a deep conviction due to one of the questions. This may be a time to stop and have the group pray for that person. Then move to the next person.

MY CHARACTER QUESTION WEEK 1 (to be answered at the meeting)

1. Which question is the Holy Spirit prompting me to answer today?
2. How can I apply this in my life beginning right now?

Segment 3: Scripture Reflections

This is your Huddle's first time to discuss the text like this. Each person will have recorded his/her reflections on the reading for each day. During this time in your group, you are asking each person to share the reflections that were most significant for the week. Have each person share one reflection. If time remains, you can ask for a second reflection. This is a good time to be sure everyone is writing down their reflections. This is a discipline of listening to the Lord as we read and then responding. It isn't those who just hear the Word who are blessed, but those who hear and put it into practice.

Be directive as you lead the group through scripture reflections. There will be times you need to explain again we are not having a "Bible study," theological debate, nor extended discussion. We are mining the Scripture for kairos moments just like we did with the Character Questions. They will learn the word "kairos" when you teach the first command of Christ and the learning tool that goes with it.

Scripture Reflections

Note: The key to becoming a disciple who makes disciples is daily communication with King Jesus. Each day we ask two questions. What is God saying to me? What am I going to do about it? You are to write down a sentence or brief paragraph in answer to both questions and bring this to the D-Group meeting to share with the group.

Week 1

Day 1 September ____, ____ Mark 1 1. What was the most significant thing I heard from the Lord in this chapter? 2. How can I apply this lesson to my life beginning now?

Day 2 September ____, ____ Mark 2-3 1. What was the most significant thing I heard from the Lord in this chapter? 2. How can I apply this lesson to my life beginning now?

Day 3 September ____, ____ Mark 3-4 1. What was the most significant thing I heard from the Lord in this chapter? 2. How can I apply this lesson to my life beginning now?

Day 4 September ____, ____ Mark 4-5 1. What was the most significant thing I heard from the Lord in this chapter? 2. How can I apply this lesson to my life beginning now?

Day 5 September ____, ____ Mark 5-6 1. What was the most significant thing I heard from the Lord in this chapter? 2. How can I apply this lesson to my life beginning now?

Day 6 September ____, ____ Mark 6 1. What was the most significant thing I heard from the Lord in this chapter? 2. How can I apply this lesson to my life beginning now?

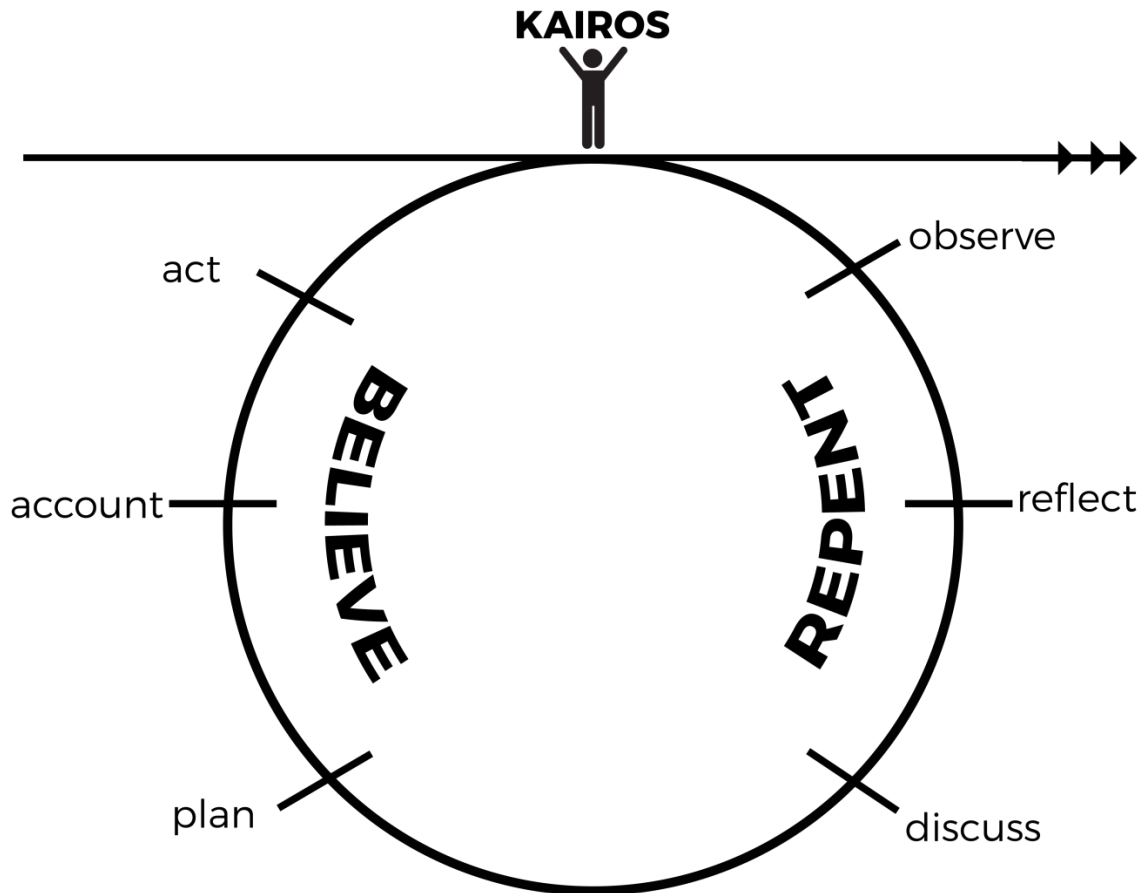
Day 7 September ____, ____ Mark 7-8 1. What was the most significant thing I heard from the Lord in this chapter? 2. How can I apply this lesson to my life beginning now?

Segment 4: Command of Christ – Repent and Believe the Gospel
Learning Tool: The Learning Circle

This visual tool of Jesus’ command is a foundation for the two questions participants will answer during their daily Bible reading. It is a great tool. Just introduce the Learning Circle in this first meeting. You can add information to it over the next few weeks. Explain the concept of Chronos vs. Kairos and how it connects with the command of Christ to repent and believe. This is a cycle that should happen in the life of a disciple on a regular basis.

Command of Christ – Repent & Believe
Tool: The Learning Circle

Continuous Breakthrough



Mark 1:14-15 (NIV) After John was put in prison, Jesus went into Galilee, proclaiming the good news of God. “The time has come,” he said. “The kingdom of God has come near. Repent and believe the good news!”

The Circle is *the tool* that helps us become lifelong learners of Jesus, the essence of being a disciple. The key is to develop a habit of noting where God is working in our lives, recognizing what He is saying, and partnering with Him in action. It gives us a framework to process our learning (through hearing and repentance) and respond with a plan and action (the faith-in-action part). This is how we get lives of continuous breakthrough.

To understand the Learning Circle, we must first understand what a Kairos moment is.

KAIROS MOMENTS:

There are at least two words for 'time' in Greek:

Chronos, which means

- The sequential passing of time;
- Chronological time; think of dates and clock time

Kairos, which means

- An event, great moment, or a crisis when time can seem to 'stand still'
- It is a period of 'time' when chronos time is of no importance.
- It could mark a significant shift or opportunity.

When drawing the Learning Circle, a linear line represents the passing of chronological time (tick-tock), and the "X" is the intervention of a kairos event.

Kairos events are never neutral; by their very nature they make an impression on you. They are opportunities when God's kingdom has come near!

Remember, Kairos moments:

- Can be positive or negative,
- Can be recognized by the impact or emotion they cause,
- Signal opportunities to grow, and
- Can come from the Character Questions, scripture reading, or events/moments in daily life.

Further examples of how people might recognize kairos events include:

- Conviction or revelation when reading the Bible,
- Scriptures coming to mind, or a Worship song that strikes a deep emotion,
- An inner sense of 'prompting' or gut feeling,
- Dreams or Visions (anywhere from simple pictures in our imaginations to full on sensory experiences),
- A sense of hearing God in conversation with someone else,
- Repeated circumstances or experiences.

Note: Just because we went through a kairos moment, maybe even recognized it and discussed it, doesn't mean we learned anything. We can react a number of ways to experiencing a kairos moment:

- We can keep walking the chronos line and ignore the opportunity for growth.
- We can stop: literally get stuck in life and maturity.
- We can go backward: run, backslide, or avoid.
- We can enter The Learning Circle: This is how we live as disciples of Jesus and is our best way *forward*.

THE LEARNING CIRCLE:

Jesus took the disciples through a process of transformation by leading them to observe, reflect, and discuss together what the Father was revealing to them, and then forming a plan, being accountable with each other, and acting on it. We show this with The Learning Circle.

At its root, the Learning Circle is built on two practices: REPENT and BELIEVE.

REPENT (*metanoia*) "to change one's mind." This does not necessarily mean confessing a deep, dark sin. It does necessarily mean turning in a new direction. This simply means a change of heart that shows up in a lifestyle or behavior change. The key question when we are processing repentance is "What is God saying to me?"

BELIEVE. Faith always produces action (e.g., James 2:26 and Hebrews 11:1). The New Testament is clear: If it doesn't produce action, it's not really faith. Accordingly, the second half of the Learning Circle is really focused on the question "What am I going to do about it?" We can also draw a more detailed Learning Circle with six steps. The first three are part of the REPENT process, while the second three are part of the BELIEVE process.

Observe: What has happened? Pay attention to reactions, emotions, thoughts. This requires an honest look at "the facts." Ask, "What?" What happened? What got my attention?

Reflect: Ask, "Why?" Why did I feel that way? Why did I react that way? Why did that happen? What might God be saying to me in this situation?

Discuss: This is where real repentance begins to set in, through inviting trusted Christians into the conversation. We begin to own our failures and shortcomings, which opens the door to forgiveness and grace. *"Therefore confess your sins to each other and pray for each other so that you may be healed" (James 5:16).*

Don't stop here! By only completing the Repentance side of the Circle and not continuing to the Believing, you are vulnerable to experience this issue again. Next time, though, it will likely be harder to truly repent and believe.

Plan: This is the strategy step to act on our inner change. It may not be the whole plan, but it's at least a next step. Sometimes the plan is to pray! Planning always requires seeking the kingdom first, and that's because we often find ourselves repenting that we have used someone or something as a substitute for God.

Account: If we want our plan to succeed, it can't stay private. Think of how many mistakes of Bible heroes have been eternally and publicly recorded! But that's not the point; we get to see the restoration of those who turned to hear God's voice once again. Jesus sent his disciples out by twos. He genuinely cares about accountability.

Act: Faith always produces action. Go and do the thing you've been talking about.

HOW TO HELP SOMEONE PROCESS THE LEARNING CIRCLE:

In the first few Huddles with the Learning Circle, help members process what God is saying to them and what a plan might be. You want to do this plainly and with lots of humility. Here are some possible phrases:

It sounds to me like God might be saying _____.
How would you feel about doing _____ as your plan?
How does that strike you? Does that hit you as true?
Does that sound like Jesus to you?

By helping them along the first few times, you're giving them a real-life example of what it should look like. But always give it with humility because you could have missed it. *And remember, you can only lead others as far around the Circle as they are prepared to go; sometimes they need the space to let God's Spirit continue to work in them. Let it sit but do follow-up.*

Key Verses: Mark 1:14-15

James 2:14, 17-18 (faith and deeds)

Matthew 7:24-29 (put My words into practice)

SCRIPTURAL EXAMPLES OF THE LEARNING CIRCLE:

The Sermon on the Mount: Matthew 6:25-7:1

6:25 (an event has caused worry; disciples need to learn)

6:26 (observation followed by a reflection question)

6:27-28 (discussion likely)

6:33 (plan)

7:1 (accountable for how we live, speak, and think)

The Epileptic: Matthew 17:14-21; Mark 9:14-29

Epileptic seizure (kairos)

Unbelieving and perverse generation! (observe+reflect)

Lord, why couldn't we drive it out? (discuss)

This kind can only come out by prayer (plan)

Mustard seed principle (account+act)

Forgiving Wrongs: Matthew 18:15-35

A wrong is done, resentment felt (kairos)

If your brother sins, go to him (observe+reflect)

Lord, how many times? (discuss)

Therefore, forgive your brother from the heart (plan+account+act)

A Mother's Request: Matthew 20:20-28

Coming to Jesus with a request (kairos)

Other disciples are indignant (observe+reflect)

Jesus calls them together to teach and discuss (discuss)

Not so with you! (plan)

Whoever wants to be the first must be slave to all (account+act)

The Rich Young Man: Matthew 19:16-29

Conversation with Jesus (kairos)

Disciples are astonished (observe+reflect)

Who can be saved? (reflect)

We left everything; what will there be for us? (discuss)

If you leave houses, family, fields (plan+account+act)

Segment 5: Pray – Plan to handle the prayer time in a variety of ways. Sometimes you will want to pray a closing prayer. This can be you or one of the group. Or this can be a season of prayer in which each group member prays. If the latter, you will need to plan your time so you can still end on time.

POST-HUDDLE EMAIL

Week 2

Segment 1: Welcome, brief conversation about our week (don't allow this to go more than 5 minutes), opening prayer.

Segment 2: MY CHARACTER QUESTION WEEK 2

1. Which question is the Holy Spirit prompting me to answer today?
2. How can I apply this in my life beginning right now?

Segment 3: SCRIPTURE REFLECTIONS

Day 1 September __, __ Mark 8-9 1. What was the most significant thing I heard from the Lord in this chapter? 2. How can I apply this lesson to my life beginning now?

Day 2 September __, __ Mark 9-10 1. What was the most significant thing I heard from the Lord in this chapter? 2. How can I apply this lesson to my life beginning now?

Day 3 September __, __ Mark 10 1. What was the most significant thing I heard from the Lord in this chapter? 2. How can I apply this lesson to my life beginning now?

Day 4 September __, __ Mark 11-12 1. What was the most significant thing I heard from the Lord in this chapter? 2. How can I apply this lesson to my life beginning now?

Day 5 September __, __ Mark 12-13 1. What was the most significant thing I heard from the Lord in this chapter? 2. How can I apply this lesson to my life beginning now?

Day 6 September __, __ Mark 13-14 1. What was the most significant thing I heard from the Lord in this chapter? 2. How can I apply this lesson to my life beginning now?

Day 7 September __, __ Mark 14 What was the most significant thing I heard from the Lord in this chapter? 2. How can I apply this lesson to my life beginning now?

Segment 4: Command of Christ – Repent and Believe the Gospel

Learning Tool: The Learning Circle

Spend another 5-10 minutes teaching this learning tool

Meeting Segment 5: Pray

POST-HUDDLE EMAIL – reflect on your meeting and give encouragement for their daily practice of reading and reflecting on scripture and a reminder about your next meeting. If someone cannot be present, remind them to complete their daily assignment. It may be possible for that person to face time or Zoom in to your meeting. Or it can also work to have them participate on the phone.

Week 3

Segment 1: Welcome, brief conversation about our week (don't allow this to go more than 5 minutes), opening prayer.

Segment 2: MY CHARACTER QUESTION WEEK 3

1. Which question is the Holy Spirit prompting me to answer today?
2. How can I apply this in my life beginning right now?

Segment 3: SCRIPTURE REFLECTIONS

Day 1 _____, _____ Mark 14-15 1. What was the most significant thing I heard from the Lord in this chapter? 2. How can I apply this lesson to my life beginning now?

Day 2 _____, _____ Mark 15-16 1. What was the most significant thing I heard from the Lord in this chapter? 2. How can I apply this lesson to my life beginning now?

Day 3 _____, _____ Matthew 1-2 1. What was the most significant thing I heard from the Lord in this chapter? 2. How can I apply this lesson to my life beginning now?

Day 4 _____, _____ Matthew 2-4 1. What was the most significant thing I heard from the Lord in this chapter? 2. How can I apply this lesson to my life beginning now?

Day 5 _____, _____ Matthew 4-5 1. What was the most significant thing I heard from the Lord in this chapter? 2. How can I apply this lesson to my life beginning now?

Day 6 _____, _____ Matthew 5-6 1. What was the most significant thing I heard from the Lord in this chapter? 2. How can I apply this lesson to my life beginning now?

Day 7 _____, _____ Matthew 6-7 1. What was the most significant thing I heard from the Lord in this chapter? 2. How can I apply this lesson to my life beginning now?

Segment 4: Command of Christ – Repent and Believe the Gospel

Learning Tool: The Learning Circle

Spend another 5-10 minutes teaching this learning tool

Segment 5: Pray

POST-HUDDLE EMAIL – reflect on your meeting and give encouragement for their daily practice of reading and reflecting on scripture and a reminder about your next meeting. If someone cannot be present, remind them to complete their daily assignment. It may be possible for that person to face time or Zoom in to your meeting. Or it can also work to have them participate on the phone.

Week 4

Segment 1: Welcome, brief conversation about our week (don't allow this to go more than 5 minutes), opening prayer.

Segment 2: MY CHARACTER QUESTION WEEK 4

1. Which question is the Holy Spirit prompting me to answer today?
2. How can I apply this in my life beginning right now?

Segment 3: SCRIPTURE REFLECTIONS

Day 1 _____, _____ Matthew 8-9 1. What was the most significant thing I heard from the Lord in this chapter? 2. How can I apply this lesson to my life beginning now?

Day 2 _____, _____ Matthew 9-10 1. What was the most significant thing I heard from the Lord in this chapter? 2. How can I apply this lesson to my life beginning now?

Day 3 _____, _____ Matthew 10-11 1. What was the most significant thing I heard from the Lord in this chapter? 2. How can I apply this lesson to my life beginning now?

Day 4 _____, _____ Matthew 11-12 1. What was the most significant thing I heard from the Lord in this chapter? 2. How can I apply this lesson to my life beginning now?

Day 5 _____, _____ Matthew 12-13 1. What was the most significant thing I heard from the Lord in this chapter? 2. How can I apply this lesson to my life beginning now?

Day 6 _____, _____ Matthew 13-14 1. What was the most significant thing I heard from the Lord in this chapter? 2. How can I apply this lesson to my life beginning now?

Day 7 _____, _____ Matthew 14-15 1. What was the most significant thing I heard from the Lord in this chapter? 2. How can I apply this lesson to my life beginning now?

Segment 4: Command of Christ – Repent and Believe the Gospel

Learning Tool: The Learning Circle

Spend another 5-10 minutes teaching this learning tool

Segment 5: Pray

POST-HUDDLE EMAIL – reflect on your meeting and give encouragement for their daily practice of reading and reflecting on scripture and a reminder about your next meeting. If someone cannot be present, remind them to complete their daily assignment. It may be possible for that person to face time or Zoom in to your meeting. Or it can also work to have them participate on the phone.

Week 5

Segment 1: Welcome, brief conversation about our week (don't allow this to go more than 5 minutes), opening prayer.

Segment 2: MY CHARACTER QUESTION WEEK 5

1. Which question is the Holy Spirit prompting me to answer today?
2. How can I apply this in my life beginning right now?

Segment 3: SCRIPTURE REFLECTIONS

Day 1 _____, _____ Matthew 15-16 1. What was the most significant thing I heard from the Lord in this chapter? 2. How can I apply this lesson to my life beginning now?

Day 2 _____, _____ Matthew 16-17 1. What was the most significant thing I heard from the Lord in this chapter? 2. How can I apply this lesson to my life beginning now?

Day 3 _____, _____ Matthew 18-19 1. What was the most significant thing I heard from the Lord in this chapter? 2. How can I apply this lesson to my life beginning now?

Day 4 _____, _____ Matthew 19-20 1. What was the most significant thing I heard from the Lord in this chapter? 2. How can I apply this lesson to my life beginning now?

Day 5 _____, _____ Matthew 20-21 1. What was the most significant thing I heard from the Lord in this chapter? 2. How can I apply this lesson to my life beginning now?

Day 6 _____, _____ Matthew 21-22 1. What was the most significant thing I heard from the Lord in this chapter? 2. How can I apply this lesson to my life beginning now?

Day 7 _____, _____ Matthew 22-23 1. What was the most significant thing I heard from the Lord in this chapter? 2. How can I apply this lesson to my life beginning now?

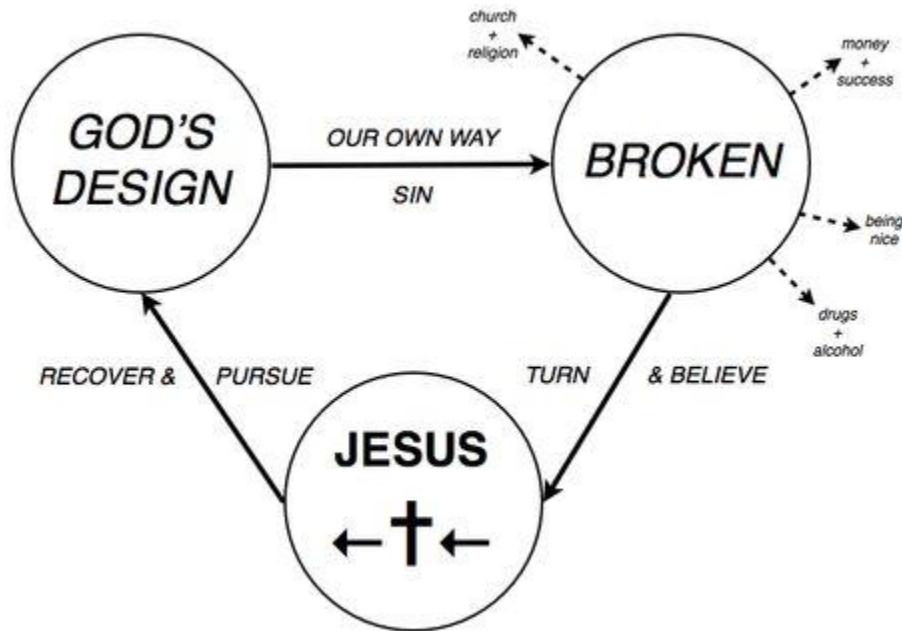
Segment 4: Command of Christ – Go Make Disciples

Learning Tool: The Three Circles

Spend 5-10 minutes teaching this learning tool

Command of Christ – Go Make Disciples - Tool: 3 Circles

Main idea: To give you a simple, memorable, practical tool to share the basic truths of the gospel. This is designed to be used in informal settings such as a restaurant where you might draw these circles on a napkin or piece of paper.



The Great Commission – Matthew 28:19-20 - ¹⁹ Therefore go and make disciples of all nations, baptizing them in the name of the Father and of the Son and of the Holy Spirit, ²⁰ and teaching them to obey everything I have commanded you. And surely I am with you always, to the very end of the age.”

God's design

God has a design for all of life, and it's found in the Bible.

God's design became the starting point for the '3 Circles,' which is a visual, interactive and engaging resource. It allows someone to draw three circles with different headings on a piece of paper or back of a napkin as a way to share the gospel in a casual and conversational manner. The remaining two circles and headings are filled in during the natural flow of a conversation.

Brokenness

Brokenness is the second of the three circles, and it is what results from not following God's design. People try to escape or numb the pain of brokenness in a myriad of ways. Brokenness causes us to realize that something has to change, yet the changes we try to make are superficial and short-lived. "The kind of change we need doesn't come from inside us. It has to come from somewhere else."

Gospel

Our brokenness separates us from God because of sin, but the Bible gives us good news. "The Bible word for good news is gospel." This is also the heading for the third of the three circles.

That good news is that Jesus Christ, the God-man, came to earth and lived a sinless life, died on the cross for our sin and rose from the dead after three days.

"When you believe the story of Jesus ... God comes into your life and helps you pursue God's design for your life where you are right now."

For sinners and saints

The beauty of the '3 Circles' is that it is a resource that can be used to share the gospel with unbelievers, as well as encourage believers in the gospel.

"This is a great way to talk to people who are far from God. "It's also a great way to talk to people who are close to God. Because this pattern still repeats even after you are a believer."

Jesus' own life and ministry reflects this approach. Jesus had a way of having these kinds of conversations with people who should know God's design and with people who were far from God. We see this in the account of the woman who had been caught in the act of adultery by the Pharisees and brought before Jesus in [John 8:2-11](#). While the religious leaders sought to condemn her, Jesus chose to forgive her because a short while later He would be condemned in her place by dying on the cross. Jesus died for the sins of the woman. She was broken, just like all of us and those around us, no matter where we live.

There are broken and hurting people all around us. Jesus came to heal the broken people from every neighborhood, and every place and every race. He doesn't leave anybody out. The Circles is an easy to remember tool to share the gospel and make disciples.

3 Circles in 3 minutes video – So easy....even a child can do it.

https://youtu.be/lcj5G_4dwrI

Segment 5: Pray

POST-HUDDLE EMAIL

Week 6

Segment 1: Welcome, brief conversation about our week (don't allow this to go more than 5 minutes), opening prayer.

Segment 2: MY CHARACTER QUESTION WEEK 6

1. Which question is the Holy Spirit prompting me to answer today?
2. How can I apply this in my life beginning right now?

Segment 3: SCRIPTURE REFLECTIONS

Day 1 _____, _____ Matthew 24 1. What was the most significant thing I heard from the Lord in this chapter? 2. How can I apply this lesson to my life beginning now?

Day 2 _____, _____ Matthew 25 1. What was the most significant thing I heard from the Lord in this chapter? 2. How can I apply this lesson to my life beginning now?

Day 3 _____, _____ Matthew 26 1. What was the most significant thing I heard from the Lord in this chapter? 2. How can I apply this lesson to my life beginning now?

Day 4 _____, _____ Matthew 26-27 1. What was the most significant thing I heard from the Lord in this chapter? 2. How can I apply this lesson to my life beginning now?

Day 5 _____, _____ Matthew 27 1. What was the most significant thing I heard from the Lord in this chapter? 2. How can I apply this lesson to my life beginning now?

Day 6 _____, _____ Matthew 27-28 1. What was the most significant thing I heard from the Lord in this chapter? 2. How can I apply this lesson to my life beginning now?

Day 7 _____, _____ Luke 1 1. What was the most significant thing I heard from the Lord in this chapter? 2. How can I apply this lesson to my life beginning now?

Segment 4: Command of Christ – Go Make Disciples

Learning Tool: The Three Circles

Spend 5-10 minutes teaching this learning tool – have someone else explain to the group.

Segment 5: Pray

Post-D-Group email

Week 7

Segment 1: Welcome, brief conversation about our week (don't allow this to go more than 5 minutes), opening prayer.

Segment 2: MY CHARACTER QUESTION WEEK 7

1. Which question is the Holy Spirit prompting me to answer today?
2. How can I apply this in my life beginning right now?

Segment 3: SCRIPTURE REFLECTIONS

Day 1 _____, _____ Luke 1 1. What was the most significant thing I heard from the Lord in this chapter? 2. How can I apply this lesson to my life beginning now?

Day 2 _____, _____ Luke 2 1. What was the most significant thing I heard from the Lord in this chapter? 2. How can I apply this lesson to my life beginning now?

Day 3 _____, _____ Luke 2-3 1. What was the most significant thing I heard from the Lord in this chapter? 2. How can I apply this lesson to my life beginning now?

Day 4 _____, _____ Luke 3-4 1. What was the most significant thing I heard from the Lord in this chapter? 2. How can I apply this lesson to my life beginning now?

Day 5 _____, _____ Luke 4-5 1. What was the most significant thing I heard from the Lord in this chapter? 2. How can I apply this lesson to my life beginning now?

Day 6 _____, _____ Luke 5-6 1. What was the most significant thing I heard from the Lord in this chapter? 2. How can I apply this lesson to my life beginning now?

Day 7 _____, _____ Luke 6-7 1. What was the most significant thing I heard from the Lord in this chapter? 2. How can I apply this lesson to my life beginning now?

Segment 4: Command of Christ – Go Make Disciples

Learning Tool: The Three Circles

Spend 5-10 minutes reviewing this learning tool – have someone else explain to the group.

Segment 5: Pray

Post-D-Group email

Week 8

Segment 1: Welcome, brief conversation about our week (don't allow this to go more than 5 minutes), opening prayer.

Segment 2: MY CHARACTER QUESTION WEEK 8

1. Which question is the Holy Spirit prompting me to answer today?
2. How can I apply this in my life beginning right now?

Segment 3: SCRIPTURE REFLECTIONS

Day 1 _____, _____ Luke 7-8 1. What was the most significant thing I heard from the Lord in this chapter? 2. How can I apply this lesson to my life beginning now?

Day 2 _____, _____ Luke 8 1. What was the most significant thing I heard from the Lord in this chapter? 2. How can I apply this lesson to my life beginning now?

Day 3 _____, _____ Luke 9 1. What was the most significant thing I heard from the Lord in this chapter? 2. How can I apply this lesson to my life beginning now?

Day 4 _____, _____ Luke 9-10 1. What was the most significant thing I heard from the Lord in this chapter? 2. How can I apply this lesson to my life beginning now?

Day 5 _____, _____ Luke 10-11 1. What was the most significant thing I heard from the Lord in this chapter? 2. How can I apply this lesson to my life beginning now?

Day 6 _____, _____ Luke 11 1. What was the most significant thing I heard from the Lord in this chapter? 2. How can I apply this lesson to my life beginning now?

Day 7 _____, _____ Luke 11-12 1. What was the most significant thing I heard from the Lord in this chapter? 2. How can I apply this lesson to my life beginning now?

Segment 4: Command of Christ – Go Make Disciples

Learning Tool: The Three Circles

Optional: Spend 5-10 minutes reviewing this learning tool – have someone else explain to the group.

Segment 5: Pray

Post-D-Group email

Week 9

Segment 1: Welcome, brief conversation about our week (don't allow this to go more than 5 minutes), opening prayer.

Segment 2: MY CHARACTER QUESTION WEEK 9

1. Which question is the Holy Spirit prompting me to answer today?
2. How can I apply this in my life beginning right now?

Segment 3: SCRIPTURE REFLECTIONS

Day 1 _____, _____ Luke 12-13 1. What was the most significant thing I heard from the Lord in this chapter? 2. How can I apply this lesson to my life beginning now?

Day 2 _____, _____ Luke 13-14 1. What was the most significant thing I heard from the Lord in this chapter? 2. How can I apply this lesson to my life beginning now?

Day 3 _____, _____ Luke 14-15 1. What was the most significant thing I heard from the Lord in this chapter? 2. How can I apply this lesson to my life beginning now?

Day 4 _____, _____ Luke 16-17 1. What was the most significant thing I heard from the Lord in this chapter? 2. How can I apply this lesson to my life beginning now?

Day 5 _____, _____ Luke 17-18 1. What was the most significant thing I heard from the Lord in this chapter? 2. How can I apply this lesson to my life beginning now?

Day 6 _____, _____ Luke 18-19 1. What was the most significant thing I heard from the Lord in this chapter? 2. How can I apply this lesson to my life beginning now?

Day 7 _____, _____ Luke 19-20 1. What was the most significant thing I heard from the Lord in this chapter? 2. How can I apply this lesson to my life beginning now?

Segment 4: Command of Christ – Go Make Disciples

Learning Tool: The Three Circles

Optional: Spend 5-10 minutes reviewing this learning tool – have someone else explain to the group.

Segment 5: Pray

Post-D-Group email

Week 10

Segment 1: Welcome, brief conversation about our week (don't allow this to go more than 5 minutes), opening prayer.

Segment 2: MY CHARACTER QUESTION WEEK 10

1. Which question is the Holy Spirit prompting me to answer today?
2. How can I apply this in my life beginning right now?

Segment 3: SCRIPTURE REFLECTIONS

Day 1 _____, _____ Luke 20-21 1. What was the most significant thing I heard from the Lord in this chapter? 2. How can I apply this lesson to my life beginning now?

Day 2 _____, _____ Luke 21-22 1. What was the most significant thing I heard from the Lord in this chapter? 2. How can I apply this lesson to my life beginning now?

Day 3 _____, _____ Luke 22-23 1. What was the most significant thing I heard from the Lord in this chapter? 2. How can I apply this lesson to my life beginning now?

Day 4 _____, _____ Luke 23 1. What was the most significant thing I heard from the Lord in this chapter? 2. How can I apply this lesson to my life beginning now?

Day 5 _____, _____ Luke 24 1. What was the most significant thing I heard from the Lord in this chapter? 2. How can I apply this lesson to my life beginning now?

Day 6 _____, _____ Acts 1 1. What was the most significant thing I heard from the Lord in this chapter? 2. How can I apply this lesson to my life beginning now?

Day 7 _____, _____ Acts 2 1. What was the most significant thing I heard from the Lord in this chapter? 2. How can I apply this lesson to my life beginning now?

Segment 4: Command of Christ – Go Make Disciples Who Make Disciples
Learning Tool: 4 Chair Discipling

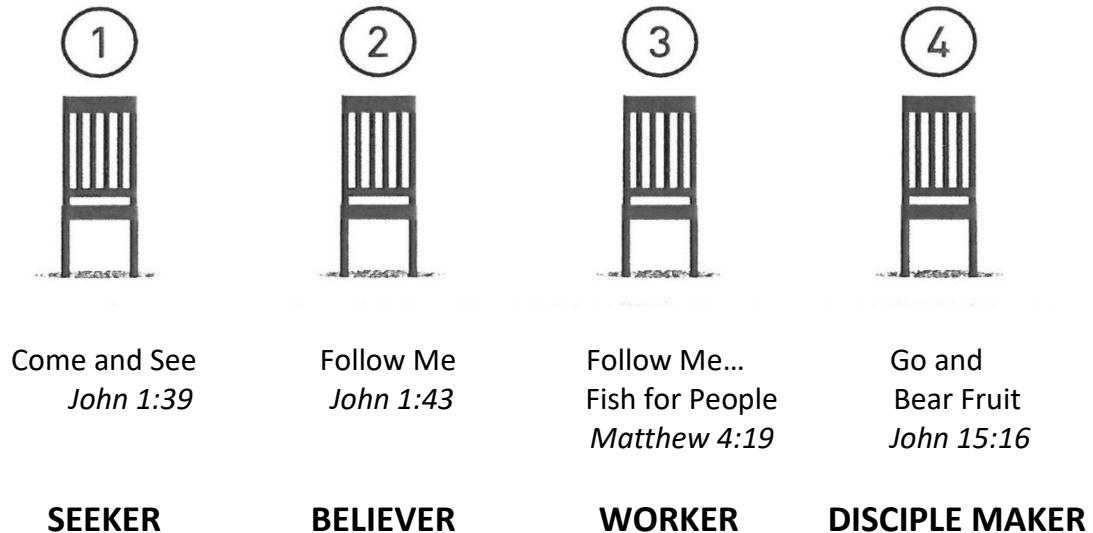
Spend 5-10 minutes reviewing this learning tool.

Not only are we called to make disciples but the command of Jesus is passed from one generation to the next. We should think in terms of making disciples who make disciples to the 3rd and 4th generation. In other words, you make a disciple who makes a disciple who makes a disciple who makes a disciple.

We are all at various stages of spiritual growth. It is good to remember that someone may be a believer in Jesus but they are still in the early stages of growth in Christ.

A good visual of the stages of growth
4 Chair Disciple Making

This is exactly what God has designed the church to do. We can always do more as a team than we can as individuals. If you want to go fast, go alone; but if you want to go far, go together. For together we can accomplish great things.



Which chair are you in?

Which chair do you aspire to be in?

Segment 5: Pray

Consider some type of group holiday gathering such as a dinner at someone' home, a progressive dinner in which each member of the group hosts a different part of the dinner, etc.

Post-D-Group email

Week 11

Segment 1: Welcome, brief conversation about our week (don't allow this to go more than 5 minutes), opening prayer.

Segment 2: MY CHARACTER QUESTION WEEK 11

1. Which question is the Holy Spirit prompting me to answer today?
2. How can I apply this in my life beginning right now?

Segment 3: SCRIPTURE REFLECTIONS

Day 1 _____, _____ Luke Acts 2-4 1. What was the most significant thing I heard from the Lord in this chapter? 2. How can I apply this lesson to my life beginning now?

Day 2 _____, _____ Acts 4-5 1. What was the most significant thing I heard from the Lord in this chapter? 2. How can I apply this lesson to my life beginning now?

Day 3 _____, _____ Acts 5 1. What was the most significant thing I heard from the Lord in this chapter? 2. How can I apply this lesson to my life beginning now?

Day 4 _____, _____ Acts 6-7 1. What was the most significant thing I heard from the Lord in this chapter? 2. How can I apply this lesson to my life beginning now?

Day 5 _____, _____ Acts 7-8 1. What was the most significant thing I heard from the Lord in this chapter? 2. How can I apply this lesson to my life beginning now?

Day 6 _____, _____ Acts 8 1. What was the most significant thing I heard from the Lord in this chapter? 2. How can I apply this lesson to my life beginning now?

Day 7 _____, _____ Acts 9 1. What was the most significant thing I heard from the Lord in this chapter? 2. How can I apply this lesson to my life beginning now?

Segment 4: Command of Christ – Go Make Disciples Who Make Disciples

Learning Tool: 4 Chair Discipling

Spend 5-10 minutes reviewing this learning tool.

Segment 5: Pray

Have you planned some type of holiday gathering for the group and their families? Will that work for you?

Post - D-Group Email

Week 12

Segment 1: Welcome, brief conversation about our week (don't allow this to go more than 5 minutes), opening prayer.

Segment 2: MY CHARACTER QUESTION WEEK 12

1. Which question is the Holy Spirit prompting me to answer today?
2. How can I apply this in my life beginning right now?

Segment 3: SCRIPTURE REFLECTIONS

Day 1 _____, _____ Luke Acts 9-10 1. What was the most significant thing I heard from the Lord in this chapter? 2. How can I apply this lesson to my life beginning now?

Day 2 _____, _____ Acts 10-11 1. What was the most significant thing I heard from the Lord in this chapter? 2. How can I apply this lesson to my life beginning now?

Day 3 _____, _____ Acts 11-12 1. What was the most significant thing I heard from the Lord in this chapter? 2. How can I apply this lesson to my life beginning now?

Day 4 _____, _____ Acts 13 1. What was the most significant thing I heard from the Lord in this chapter? 2. How can I apply this lesson to my life beginning now?

Day 5 _____, _____ Acts 13-14 1. What was the most significant thing I heard from the Lord in this chapter? 2. How can I apply this lesson to my life beginning now?

Day 6 _____, _____ Acts 15 1. What was the most significant thing I heard from the Lord in this chapter? 2. How can I apply this lesson to my life beginning now?

Day 7 _____, _____ Acts 15-16 1. What was the most significant thing I heard from the Lord in this chapter? 2. How can I apply this lesson to my life beginning now?

Segment 4: Command of Christ – Go Make Disciples Who Make Disciples

Learning Tool: 4 Chair Discipling

Optional: Spend 5-10 minutes reviewing this learning tool.

Segment 5: Pray

Post - D-Group Email

Week 13

Segment 1: Welcome, brief conversation about our week (don't allow this to go more than 5 minutes), opening prayer.

Segment 2: MY CHARACTER QUESTION WEEK 13

1. Which question is the Holy Spirit prompting me to answer today?
2. How can I apply this in my life beginning right now?

Segment 3: SCRIPTURE REFLECTIONS

Day 1 _____, _____ Luke Acts 16-17 1. What was the most significant thing I heard from the Lord in this chapter? 2. How can I apply this lesson to my life beginning now?

Day 2 _____, _____ Acts 17-18 1. What was the most significant thing I heard from the Lord in this chapter? 2. How can I apply this lesson to my life beginning now?

Day 3 _____, _____ Acts 18-19 1. What was the most significant thing I heard from the Lord in this chapter? 2. How can I apply this lesson to my life beginning now?

Day 4 _____, _____ Acts 19-20 1. What was the most significant thing I heard from the Lord in this chapter? 2. How can I apply this lesson to my life beginning now?

Day 5 _____, _____ Acts 20-21 1. What was the most significant thing I heard from the Lord in this chapter? 2. How can I apply this lesson to my life beginning now?

Day 6 _____, _____ Acts 21-22 1. What was the most significant thing I heard from the Lord in this chapter? 2. How can I apply this lesson to my life beginning now?

Day 7 _____, _____ Acts 22-23 1. What was the most significant thing I heard from the Lord in this chapter? 2. How can I apply this lesson to my life beginning now?

Segment 4: Command of Christ – Go Make Disciples Who Make Disciples

Learning Tool: 4 Chair Discipling

Optional: Spend 5-10 minutes reviewing this learning tool. Have someone explain this to the group.

Segment 5: Pray

Post - D-Group Email

Week 14

Segment 1: Welcome, brief conversation about our week (don't allow this to go more than 5 minutes), opening prayer.

Segment 2: MY CHARACTER QUESTION WEEK 14

1. Which question is the Holy Spirit prompting me to answer today?
2. How can I apply this in my life beginning right now?

Segment 3: SCRIPTURE REFLECTIONS

Day 1 _____, _____ Luke Acts 24 1. What was the most significant thing I heard from the Lord in this chapter? 2. How can I apply this lesson to my life beginning now?

Day 2 _____, _____ Acts 25 1. What was the most significant thing I heard from the Lord in this chapter? 2. How can I apply this lesson to my life beginning now?

Day 3 _____, _____ Acts 26 1. What was the most significant thing I heard from the Lord in this chapter? 2. How can I apply this lesson to my life beginning now?

Day 4 _____, _____ Acts 27 1. What was the most significant thing I heard from the Lord in this chapter? 2. How can I apply this lesson to my life beginning now?

Day 5 _____, _____ Acts 27-28 1. What was the most significant thing I heard from the Lord in this chapter? 2. How can I apply this lesson to my life beginning now?

Day 6 _____, _____ Acts 28 1. What was the most significant thing I heard from the Lord in this chapter? 2. How can I apply this lesson to my life beginning now?

Day 7 _____, _____ Romans 1 1. What was the most significant thing I heard from the Lord in this chapter? 2. How can I apply this lesson to my life beginning now?

Segment 4: Command of Christ – Go Make Disciples Who Make Disciples
Learning Tool: None this week

Segment 5: Pray

Post - D-Group Email

Week 15

Segment 1: Welcome, brief conversation about our week (don't allow this to go more than 5 minutes), opening prayer.

Segment 2: MY CHARACTER QUESTION WEEK 15

1. Which question is the Holy Spirit prompting me to answer today?
2. How can I apply this in my life beginning right now?

Segment 3: SCRIPTURE REFLECTIONS

Day 1 _____, _____ Romans 2 1. What was the most significant thing I heard from the Lord in this chapter? 2. How can I apply this lesson to my life beginning now?

Day 2 _____, _____ Romans 3 1. What was the most significant thing I heard from the Lord in this chapter? 2. How can I apply this lesson to my life beginning now?

Day 3 _____, _____ Romans 4 1. What was the most significant thing I heard from the Lord in this chapter? 2. How can I apply this lesson to my life beginning now?

Day 4 _____, _____ Romans 5 1. What was the most significant thing I heard from the Lord in this chapter? 2. How can I apply this lesson to my life beginning now?

Day 5 _____, _____ Romans 6 1. What was the most significant thing I heard from the Lord in this chapter? 2. How can I apply this lesson to my life beginning now?

Day 6 _____, _____ Romans 7 1. What was the most significant thing I heard from the Lord in this chapter? 2. How can I apply this lesson to my life beginning now?

Day 7 _____, _____ Romans 8 1. What was the most significant thing I heard from the Lord in this chapter? 2. How can I apply this lesson to my life beginning now?

Segment 4: Command of Christ – Go Make Disciples Who Make Disciples
Learning Tool: None this week

Segment 5: Pray

Post - D-Group Email

Week 16

Segment 1: Welcome, brief conversation about our week (don't allow this to go more than 5 minutes), opening prayer.

Segment 2: MY CHARACTER QUESTION WEEK 16

1. Which question is the Holy Spirit prompting me to answer today?
2. How can I apply this in my life beginning right now?

Segment 3: SCRIPTURE REFLECTIONS

Day 1 _____, _____ Romans 9 1. What was the most significant thing I heard from the Lord in this chapter? 2. How can I apply this lesson to my life beginning now?

Day 2 _____, _____ Romans 10-11 1. What was the most significant thing I heard from the Lord in this chapter? 2. How can I apply this lesson to my life beginning now?

Day 3 _____, _____ Romans 11 1. What was the most significant thing I heard from the Lord in this chapter? 2. How can I apply this lesson to my life beginning now?

Day 4 _____, _____ Romans 12-13 1. What was the most significant thing I heard from the Lord in this chapter? 2. How can I apply this lesson to my life beginning now?

Day 5 _____, _____ Romans 13-14 1. What was the most significant thing I heard from the Lord in this chapter? 2. How can I apply this lesson to my life beginning now?

Day 6 _____, _____ Romans 15 1. What was the most significant thing I heard from the Lord in this chapter? 2. How can I apply this lesson to my life beginning now?

Day 7 _____, _____ Romans 16 1. What was the most significant thing I heard from the Lord in this chapter? 2. How can I apply this lesson to my life beginning now?

Segment 4: Command of Christ – Pray
Learning Tool: Pray acrostics

Command of Christ – PRAY

Tool: Acrostic outlines for effective personal and group prayer

The P.R.A.Y. Acrostic

P. – Praise – Begin your prayer with praise to God for who He is and for what He has done.

Example: Our Father in heaven, You created the sun, moon and stars and you created us in your image. I praise you for being our great and mighty God!

R. – Repent – I recognize you are holy in all your ways while I have sinned and fallen short of your righteousness. I come before you with a desire to turn from any thought or action that is not obedient to your Word.

A. – Ask – This is intercession for people and circumstances in your life.

Y. – Yourself – This is where you lift your personal concerns to the Lord.

The A.C.T.S. Acrostic

A. – Adoration (giving words of praise, worship and love to God - beginning our focus on God gives us perspective, a healthy mindset and it is what Jesus told us to do when he said, "...hallowed be your name.")

C. – Confession (sin, shame, weakness)

T. – Thanksgiving (cultivate the attitude of gratitude in prayer and in life)

S. – Supplication (intercession for others)

Segment 5: Pray – Invite the group members to use one of the acrostics to pray aloud.

Post - D-Group Email

Week 17

Segment 1: Welcome, brief conversation about our week (don't allow this to go more than 5 minutes), opening prayer.

Segment 2: MY CHARACTER QUESTION WEEK 17

1. Which question is the Holy Spirit prompting me to answer today?
2. How can I apply this in my life beginning right now?

Segment 3: SCRIPTURE REFLECTIONS

Day 1 _____, _____ 1 Corinthians 1-3 1. What was the most significant thing I heard from the Lord in this chapter? 2. How can I apply this lesson to my life beginning now?

Day 2 _____, _____ 1 Corinthians 3-6 1. What was the most significant thing I heard from the Lord in this chapter? 2. How can I apply this lesson to my life beginning now?

Day 3 _____, _____ 1 Corinthians 7-8 1. What was the most significant thing I heard from the Lord in this chapter? 2. How can I apply this lesson to my life beginning now?

Day 4 _____, _____ 1 Corinthians 9-10 1. What was the most significant thing I heard from the Lord in this chapter? 2. How can I apply this lesson to my life beginning now?

Day 5 _____, _____ 1 Corinthians 11-12 1. What was the most significant thing I heard from the Lord in this chapter? 2. How can I apply this lesson to my life beginning now?

Day 6 _____, _____ 1 Corinthians 13-14 1. What was the most significant thing I heard from the Lord in this chapter? 2. How can I apply this lesson to my life beginning now?

Day 7 _____, _____ 1 Corinthians 15 1. What was the most significant thing I heard from the Lord in this chapter? 2. How can I apply this lesson to my life beginning now?

Segment 4: Command of Christ – Pray Learning Tool: Pray acrostics

Command of Christ – PRAY

Segment 5: Pray – Lead your group to have a season of prayer more frequently as you go through the last half of this D-Group. The combination of prayer and sharing the Word is crucial to spiritual health and growth.

Post - D-Group Email

Week 18

Segment 1: Welcome, brief conversation about our week (don't allow this to go more than 5 minutes), opening prayer.

Segment 2: MY CHARACTER QUESTION WEEK 18

1. Which question is the Holy Spirit prompting me to answer today?
2. How can I apply this in my life beginning right now?

Segment 3: SCRIPTURE REFLECTIONS

Day 1 _____, _____ 1 Corinthians 15-16 1. What was the most significant thing I heard from the Lord in this chapter? 2. How can I apply this lesson to my life beginning now?

Day 2 _____, _____ 2 Corinthians 1-2 1. What was the most significant thing I heard from the Lord in this chapter? 2. How can I apply this lesson to my life beginning now?

Day 3 _____, _____ 2 Corinthians 2-4 1. What was the most significant thing I heard from the Lord in this chapter? 2. How can I apply this lesson to my life beginning now?

Day 4 _____, _____ 2 Corinthians 5-6 1. What was the most significant thing I heard from the Lord in this chapter? 2. How can I apply this lesson to my life beginning now?

Day 5 _____, _____ 2 Corinthians 7-8 1. What was the most significant thing I heard from the Lord in this chapter? 2. How can I apply this lesson to my life beginning now?

Day 6 _____, _____ 2 Corinthians 8-10 1. What was the most significant thing I heard from the Lord in this chapter? 2. How can I apply this lesson to my life beginning now?

Day 7 _____, _____ 2 Corinthians 10-11 1. What was the most significant thing I heard from the Lord in this chapter? 2. How can I apply this lesson to my life beginning now?

Segment 4: Command of Christ – Pray **Learning Tool: Pray acrostics**

Command of Christ – PRAY

Segment 5: Pray – Lead your group to have a season of prayer more frequently as you go through the last half of this D-Group. The combination of prayer and sharing the Word is crucial to spiritual health and growth.

Post - D-Group Email

Week 19

Segment 1: Welcome, brief conversation about our week (don't allow this to go more than 5 minutes), opening prayer.

Segment 2: MY CHARACTER QUESTION WEEK 19

1. Which question is the Holy Spirit prompting me to answer today?
2. How can I apply this in my life beginning right now?

Segment 3: SCRIPTURE REFLECTIONS

Day 1 _____, _____ 2 Corinthians 12-13 1. What was the most significant thing I heard from the Lord in this chapter? 2. How can I apply this lesson to my life beginning now?

Day 2 _____, _____ Galatians 1-2 1. What was the most significant thing I heard from the Lord in this chapter? 2. How can I apply this lesson to my life beginning now?

Day 3 _____, _____ Galatians 2-3 1. What was the most significant thing I heard from the Lord in this chapter? 2. How can I apply this lesson to my life beginning now?

Day 4 _____, _____ Galatians 4-5 1. What was the most significant thing I heard from the Lord in this chapter? 2. How can I apply this lesson to my life beginning now?

Day 5 _____, _____ Galatians 5-6 1. What was the most significant thing I heard from the Lord in this chapter? 2. How can I apply this lesson to my life beginning now?

Day 6 _____, _____ Ephesians 1-3 1. What was the most significant thing I heard from the Lord in this chapter? 2. How can I apply this lesson to my life beginning now?

Day 7 _____, _____ Ephesians 3-4 1. What was the most significant thing I heard from the Lord in this chapter? 2. How can I apply this lesson to my life beginning now?

Segment 4: Learning Tools: You have completed the four learning tools and four commands of Christ we have included for this session of D-Groups. Continue to refer to these as needed.

Segment 5: Pray – Lead your group to have a season of prayer more frequently as you go through the last half of this D-Group. The combination of prayer and sharing the Word is crucial to spiritual health and growth.

Post - D-Group Email

Week 20

Segment 1: Welcome, brief conversation about our week (don't allow this to go more than 5 minutes), opening prayer.

Segment 2: MY CHARACTER QUESTION WEEK 20

1. Which question is the Holy Spirit prompting me to answer today?
2. How can I apply this in my life beginning right now?

Segment 3: SCRIPTURE REFLECTIONS

Day 1 _____, _____ Ephesians 5-6 1. What was the most significant thing I heard from the Lord in this chapter? 2. How can I apply this lesson to my life beginning now?

Day 2 _____, _____ Philippians 1 1. What was the most significant thing I heard from the Lord in this chapter? 2. How can I apply this lesson to my life beginning now?

Day 3 _____, _____ Philippians 2-3 1. What was the most significant thing I heard from the Lord in this chapter? 2. How can I apply this lesson to my life beginning now?

Day 4 _____, _____ Philippians 3-4 1. What was the most significant thing I heard from the Lord in this chapter? 2. How can I apply this lesson to my life beginning now?

Day 5 _____, _____ Colossians 1 1. What was the most significant thing I heard from the Lord in this chapter? 2. How can I apply this lesson to my life beginning now?

Day 6 _____, _____ Colossians 2-3 1. What was the most significant thing I heard from the Lord in this chapter? 2. How can I apply this lesson to my life beginning now?

Day 7 _____, _____ Colossians 3-4 1. What was the most significant thing I heard from the Lord in this chapter? 2. How can I apply this lesson to my life beginning now?

Segment 4: Learning Tools:

You have completed the four learning tools and four commands of Christ we have included for this session of D-Groups. Continue to refer to these as needed.

This would be a good time to plan a group gathering outside of D-Group. This could be a guys night at a ball game, a gathering of your families, or something that fits your group. This isn't mandatory but the more you do things like this, the more you will grow in your sense of being a disciple along with others.

Segment 5: Pray – Lead your group to have a season of prayer more frequently as you go through the last half of this D-Group. The combination of prayer and sharing the Word is crucial to spiritual health and growth.

Post - D-Group Email

Week 21

Segment 1: Welcome, brief conversation about our week (don't allow this to go more than 5 minutes), opening prayer.

Segment 2: MY CHARACTER QUESTION WEEK 21

1. Which question is the Holy Spirit prompting me to answer today?
2. How can I apply this in my life beginning right now?

Segment 3: SCRIPTURE REFLECTIONS

Day 1 _____, _____ 1 Thessalonians 1-2 1. What was the most significant thing I heard from the Lord in this chapter? 2. How can I apply this lesson to my life beginning now?

Day 2 _____, _____ 1 Thessalonians 3-4 1. What was the most significant thing I heard from the Lord in this chapter? 2. How can I apply this lesson to my life beginning now?

Day 3 _____, _____ 1 Thessalonians 5 1. What was the most significant thing I heard from the Lord in this chapter? 2. How can I apply this lesson to my life beginning now?

Day 4 _____, _____ 2 Thessalonians 1-2 1. What was the most significant thing I heard from the Lord in this chapter? 2. How can I apply this lesson to my life beginning now?

Day 5 _____, _____ 2 Thessalonians 2-3 1. What was the most significant thing I heard from the Lord in this chapter? 2. How can I apply this lesson to my life beginning now?

Day 6 _____, _____ 1 Timothy 1 1. What was the most significant thing I heard from the Lord in this chapter? 2. How can I apply this lesson to my life beginning now?

Day 7 _____, _____ 1 Timothy 2-3 1. What was the most significant thing I heard from the Lord in this chapter? 2. How can I apply this lesson to my life beginning now?

Segment 4: Learning Tools:

You have completed the four learning tools and four commands of Christ we have included for this session of D-Groups. Continue to refer to these as needed.

Segment 5: Pray – Lead your group to have a season of prayer more frequently as you go through the last half of this D-Group. The combination of prayer and sharing the Word is crucial to spiritual health and growth.

Post - D-Group Email

Week 22

Segment 1: Welcome, brief conversation about our week (don't allow this to go more than 5 minutes), opening prayer.

Segment 2: MY CHARACTER QUESTION WEEK 22

1. Which question is the Holy Spirit prompting me to answer today?
2. How can I apply this in my life beginning right now?

Segment 3: SCRIPTURE REFLECTIONS

Day 1 _____, _____ 1 Timothy 4-5 1. What was the most significant thing I heard from the Lord in this chapter? 2. How can I apply this lesson to my life beginning now?

Day 2 _____, _____ 1 Timothy 5-6 1. What was the most significant thing I heard from the Lord in this chapter? 2. How can I apply this lesson to my life beginning now?

Day 3 _____, _____ 2 Timothy 1-2 1. What was the most significant thing I heard from the Lord in this chapter? 2. How can I apply this lesson to my life beginning now?

Day 4 _____, _____ 2 Timothy 2 1. What was the most significant thing I heard from the Lord in this chapter? 2. How can I apply this lesson to my life beginning now?

Day 5 _____, _____ 2 Timothy 3-4 1. What was the most significant thing I heard from the Lord in this chapter? 2. How can I apply this lesson to my life beginning now?

Day 6 _____, _____ Titus 1-2 1. What was the most significant thing I heard from the Lord in this chapter? 2. How can I apply this lesson to my life beginning now?

Day 7 _____, _____ Titus 3 & Philemon 1. What was the most significant thing I heard from the Lord in this chapter? 2. How can I apply this lesson to my life beginning now?

Segment 4: Learning Tools:

You have completed the four learning tools and four commands of Christ we have included for this session of D-Groups. Continue to refer to these as needed.

Segment 5: Pray – Lead your group to have a season of prayer more frequently as you go through the last half of this D-Group. The combination of prayer and sharing the Word is crucial to spiritual health and growth.

Post - D-Group Email

Week 23

Segment 1: Welcome, brief conversation about our week (don't allow this to go more than 5 minutes), opening prayer.

Segment 2: MY CHARACTER QUESTION WEEK 23

1. Which question is the Holy Spirit prompting me to answer today?
2. How can I apply this in my life beginning right now?

Segment 3: SCRIPTURE REFLECTIONS

Day 1 _____, _____ Hebrews 1-2 1. What was the most significant thing I heard from the Lord in this chapter? 2. How can I apply this lesson to my life beginning now?

Day 2 _____, _____ Hebrews 3-4 1. What was the most significant thing I heard from the Lord in this chapter? 2. How can I apply this lesson to my life beginning now?

Day 3 _____, _____ Hebrews 5-6 1. What was the most significant thing I heard from the Lord in this chapter? 2. How can I apply this lesson to my life beginning now?

Day 4 _____, _____ Hebrews 7-8 1. What was the most significant thing I heard from the Lord in this chapter? 2. How can I apply this lesson to my life beginning now?

Day 5 _____, _____ Hebrews 8-9 1. What was the most significant thing I heard from the Lord in this chapter? 2. How can I apply this lesson to my life beginning now?

Day 6 _____, _____ Hebrews 10 1. What was the most significant thing I heard from the Lord in this chapter? 2. How can I apply this lesson to my life beginning now?

Day 7 _____, _____ Hebrews 11 1. What was the most significant thing I heard from the Lord in this chapter? 2. How can I apply this lesson to my life beginning now?

Segment 4: Learning Tools:

You have completed the four learning tools and four commands of Christ we have included for this session of D-Groups. Continue to refer to these as needed.

Segment 5: Pray – Lead your group to have a season of prayer more frequently as you go through the last half of this D-Group. The combination of prayer and sharing the Word is crucial to spiritual health and growth.

Post - D-Group Email

Week 24

Segment 1: Welcome, brief conversation about our week (don't allow this to go more than 5 minutes), opening prayer.

Segment 2: MY CHARACTER QUESTION WEEK 24

1. Which question is the Holy Spirit prompting me to answer today?
2. How can I apply this in my life beginning right now?

Segment 3: SCRIPTURE REFLECTIONS

Day 1 _____, _____ Hebrews 11-12 1. What was the most significant thing I heard from the Lord in this chapter? 2. How can I apply this lesson to my life beginning now?

Day 2 _____, _____ Hebrews 12-13 1. What was the most significant thing I heard from the Lord in this chapter? 2. How can I apply this lesson to my life beginning now?

Day 3 _____, _____ James 1-2 1. What was the most significant thing I heard from the Lord in this chapter? 2. How can I apply this lesson to my life beginning now?

Day 4 _____, _____ James 2-4 1. What was the most significant thing I heard from the Lord in this chapter? 2. How can I apply this lesson to my life beginning now?

Day 5 _____, _____ James 4-5 1. What was the most significant thing I heard from the Lord in this chapter? 2. How can I apply this lesson to my life beginning now?

Day 6 _____, _____ 1 Peter 1-2 1. What was the most significant thing I heard from the Lord in this chapter? 2. How can I apply this lesson to my life beginning now?

Day 7 _____, _____ 1 Peter 2-3 1. What was the most significant thing I heard from the Lord in this chapter? 2. How can I apply this lesson to my life beginning now?

Segment 4: Learning Tools:

You have completed the four learning tools and four commands of Christ we have included for this session of D-Groups. Continue to refer to these as needed.

Segment 5: Pray – Lead your group to have a season of prayer more frequently as you go through the last half of this D-Group. The combination of prayer and sharing the Word is crucial to spiritual health and growth.

Post - D-Group Email

Week 25

Segment 1: Welcome, brief conversation about our week (don't allow this to go more than 5 minutes), opening prayer.

Segment 2: MY CHARACTER QUESTION WEEK 25

1. Which question is the Holy Spirit prompting me to answer today?
2. How can I apply this in my life beginning right now?

Segment 3: SCRIPTURE REFLECTIONS

Day 1 _____, _____ 1 Peter 3-4 1. What was the most significant thing I heard from the Lord in this chapter? 2. How can I apply this lesson to my life beginning now?

Day 2 _____, _____ 1 Peter 5 & 2 Peter 1 1. What was the most significant thing I heard from the Lord in this chapter? 2. How can I apply this lesson to my life beginning now?

Day 3 _____, _____ 2 Peter 1-2 1. What was the most significant thing I heard from the Lord in this chapter? 2. How can I apply this lesson to my life beginning now?

Day 4 _____, _____ 2 Peter 3 1. What was the most significant thing I heard from the Lord in this chapter? 2. How can I apply this lesson to my life beginning now?

Day 5 _____, _____ John 1 1. What was the most significant thing I heard from the Lord in this chapter? 2. How can I apply this lesson to my life beginning now?

Day 6 _____, _____ John 1-2 1. What was the most significant thing I heard from the Lord in this chapter? 2. How can I apply this lesson to my life beginning now?

Day 7 _____, _____ John 3 1. What was the most significant thing I heard from the Lord in this chapter? 2. How can I apply this lesson to my life beginning now?

Segment 4: Learning Tools:

You have completed the four learning tools and four commands of Christ we have included for this session of D-Groups. Continue to refer to these as needed.

Segment 5: Pray – Lead your group to have a season of prayer more frequently as you go through the last half of this D-Group. The combination of prayer and sharing the Word is crucial to spiritual health and growth.

Post - D-Group Email

Week 26

Segment 1: Welcome, brief conversation about our week (don't allow this to go more than 5 minutes), opening prayer.

Segment 2: MY CHARACTER QUESTION WEEK 26

1. Which question is the Holy Spirit prompting me to answer today?
2. How can I apply this in my life beginning right now?

Segment 3: SCRIPTURE REFLECTIONS

Day 1 _____, _____ John 4
from the Lord in this chapter? 1. What was the most significant thing I heard
2. How can I apply this lesson to my life beginning now?

Day 2 _____, _____ John 5
from the Lord in this chapter? 1. What was the most significant thing I heard
2. How can I apply this lesson to my life beginning now?

Day 3 _____, _____ John 6
from the Lord in this chapter? 1. What was the most significant thing I heard
2. How can I apply this lesson to my life beginning now?

Day 4 _____, _____ John 7
from the Lord in this chapter? 1. What was the most significant thing I heard
2. How can I apply this lesson to my life beginning now?

Day 5 _____, _____ John 7-8
from the Lord in this chapter? 1. What was the most significant thing I heard
2. How can I apply this lesson to my life beginning now?

Day 6 _____, _____ John 9
from the Lord in this chapter? 1. What was the most significant thing I heard
2. How can I apply this lesson to my life beginning now?

Day 7 _____, _____ John 9-10
from the Lord in this chapter? 1. What was the most significant thing I heard
2. How can I apply this lesson to my life beginning now?

Segment 4: Learning Tools:

Review the Commands of Christ and the learning tools this week.

Segment 5: Pray – Lead your group to have a season of prayer more frequently as you go through the last half of this D-Group. The combination of prayer and sharing the Word is crucial to spiritual health and growth.

Post - D-Group Email

Week 27

Segment 1: Welcome, brief conversation about our week (don't allow this to go more than 5 minutes), opening prayer.

Segment 2: MY CHARACTER QUESTION WEEK 27

1. Which question is the Holy Spirit prompting me to answer today?
2. How can I apply this in my life beginning right now?

Segment 3: SCRIPTURE REFLECTIONS

Day 1 _____, _____ John 11 1. What was the most significant thing I heard from the Lord in this chapter? 2. How can I apply this lesson to my life beginning now?

Day 2 _____, _____ John 12 1. What was the most significant thing I heard from the Lord in this chapter? 2. How can I apply this lesson to my life beginning now?

Day 3 _____, _____ John 13 1. What was the most significant thing I heard from the Lord in this chapter? 2. How can I apply this lesson to my life beginning now?

Day 4 _____, _____ John 13-14 1. What was the most significant thing I heard from the Lord in this chapter? 2. How can I apply this lesson to my life beginning now?

Day 5 _____, _____ John 15 1. What was the most significant thing I heard from the Lord in this chapter? 2. How can I apply this lesson to my life beginning now?

Day 6 _____, _____ John 16 1. What was the most significant thing I heard from the Lord in this chapter? 2. How can I apply this lesson to my life beginning now?

Day 7 _____, _____ John 17-18 1. What was the most significant thing I heard from the Lord in this chapter? 2. How can I apply this lesson to my life beginning now?

Segment 4: Learning Tools:

Review the Commands of Christ and the learning tools as needed.

Segment 5: Pray – Lead your group to have a season of prayer more frequently as you go through the last half of this D-Group. The combination of prayer and sharing the Word is crucial to spiritual health and growth.

Post - D-Group Email

Week 28

Segment 1: Welcome, brief conversation about our week (don't allow this to go more than 5 minutes), opening prayer.

Segment 2: MY CHARACTER QUESTION WEEK 28

1. Which question is the Holy Spirit prompting me to answer today?
2. How can I apply this in my life beginning right now?

Segment 3: SCRIPTURE REFLECTIONS

Day 1 _____, _____ John 18
1. What was the most significant thing I heard from the Lord in this chapter?
2. How can I apply this lesson to my life beginning now?

Day 2 _____, _____ John 19
1. What was the most significant thing I heard from the Lord in this chapter?
2. How can I apply this lesson to my life beginning now?

Day 3 _____, _____ John 20
1. What was the most significant thing I heard from the Lord in this chapter?
2. How can I apply this lesson to my life beginning now?

Day 4 _____, _____ John 21
1. What was the most significant thing I heard from the Lord in this chapter?
2. How can I apply this lesson to my life beginning now?

Day 5 _____, _____ 1 John 1-2
1. What was the most significant thing I heard from the Lord in this chapter?
2. How can I apply this lesson to my life beginning now?

Day 6 _____, _____ 1 John 2-3
1. What was the most significant thing I heard from the Lord in this chapter?
2. How can I apply this lesson to my life beginning now?

Day 7 _____, _____ 1 John 3-4
1. What was the most significant thing I heard from the Lord in this chapter?
2. How can I apply this lesson to my life beginning now?

Segment 4: Learning Tools:

Review the Commands of Christ and the learning tools as needed.

Segment 5: Pray – Lead your group to have a season of prayer more frequently as you go through the last half of this D-Group. The combination of prayer and sharing the Word is crucial to spiritual health and growth.

Post - D-Group Email

Week 29

Segment 1: Welcome, brief conversation about our week (don't allow this to go more than 5 minutes), opening prayer.

Segment 2: MY CHARACTER QUESTION WEEK 29

1. Which question is the Holy Spirit prompting me to answer today?
2. How can I apply this in my life beginning right now?

Segment 3: SCRIPTURE REFLECTIONS

Day 1 _____, _____ 1 John 4-5 1. What was the most significant thing I heard from the Lord in this chapter? 2. How can I apply this lesson to my life beginning now?

Day 2 _____, _____ 2 John & 3 John 1. What was the most significant thing I heard from the Lord in this chapter? 2. How can I apply this lesson to my life beginning now?

Day 3 _____, _____ Jude 1. What was the most significant thing I heard from the Lord in this chapter? 2. How can I apply this lesson to my life beginning now?

Day 4 _____, _____ Revelation 1-2 1. What was the most significant thing I heard from the Lord in this chapter? 2. How can I apply this lesson to my life beginning now?

Day 5 _____, _____ Revelation 2-3 1. What was the most significant thing I heard from the Lord in this chapter? 2. How can I apply this lesson to my life beginning now?

Day 6 _____, _____ Revelation 4-6 1. What was the most significant thing I heard from the Lord in this chapter? 2. How can I apply this lesson to my life beginning now?

Day 7 _____, _____ Revelation 7-9 1. What was the most significant thing I heard from the Lord in this chapter? 2. How can I apply this lesson to my life beginning now?

Segment 4: Learning Tools:

Review the Commands of Christ and the learning tools as needed.

Segment 5: Pray – Lead your group to have a season of prayer more frequently as you go through the last half of this D-Group. The combination of prayer and sharing the Word is crucial to spiritual health and growth.

Post - D-Group Email

Week 30

Segment 1: Welcome, brief conversation about our week (don't allow this to go more than 5 minutes), opening prayer.

Segment 2: MY CHARACTER QUESTION WEEK 30

1. Which question is the Holy Spirit prompting me to answer today?
2. How can I apply this in my life beginning right now?

Segment 3: SCRIPTURE REFLECTIONS

Day 1 _____, _____ Revelation 9-11 1. What was the most significant thing I heard from the Lord in this chapter? 2. How can I apply this lesson to my life beginning now?

Day 2 _____, _____ Revelation 12-13 1. What was the most significant thing I heard from the Lord in this chapter? 2. How can I apply this lesson to my life beginning now?

Day 3 _____, _____ Revelation 14 1. What was the most significant thing I heard from the Lord in this chapter? 2. How can I apply this lesson to my life beginning now?

Day 4 _____, _____ Revelation 15-17 1. What was the most significant thing I heard from the Lord in this chapter? 2. How can I apply this lesson to my life beginning now?

Day 5 _____, _____ Revelation 18 1. What was the most significant thing I heard from the Lord in this chapter? 2. How can I apply this lesson to my life beginning now?

Day 6 _____, _____ Revelation 19-20 1. What was the most significant thing I heard from the Lord in this chapter? 2. How can I apply this lesson to my life beginning now?

Day 7 _____, _____ Revelation 21-22 1. What was the most significant thing I heard from the Lord in this chapter? 2. How can I apply this lesson to my life beginning now?

Segment 4: Learning Tools:

Review the Commands of Christ and the learning tools as needed.

This concludes this session of Huddle D-Groups. The goal of D-Groups is to obey the command of Jesus to make disciples who will in turn make disciples. We are always to be in a D-Group of some type. In the world in which we find ourselves, the need is great for churches to multiply churches and for disciples to multiply disciples.

By being in this group, you have received a method, a process to lead someone else to be a disciple of Jesus. You will be asked to consider being a D-Group leader by yourself or with one other person. You should discuss this with your D-Group leader. You may not feel you can lead. In that case you are encouraged to remain in this group or enter another group for your own growth as a disciple and your own preparation to be a disciple group leader.

You now have the tools to continue being in God's Word daily and developing a prayer life. This is not just for the life of a D-Group but for your entire life. Will you commit to the Lord your intention and commitment to be a lifelong disciple of Jesus?

Segment 5: Pray

Post - D-Group Email: This would be a good time to send an individual email to each person in your D-Group. Reference specific growth you've seen in them. Encourage their next steps either as a D-Group leader or as part of a group in the Fall.